



m. marcus
architectural hardware



SECURITY PRODUCTS CATALOGUE

our brands





ISEO®

ULTIMATE ACCESS TECHNOLOGIES



MECHANICAL CYLINDERS & SERVICES

Pages 10 to 47



PANIC HARDWARE & ACCESSORIES

Pages 48 to 100



NIGHT LATCHES
Pages 102 to 103

ABOUT US.

M.MARCUS LTD AND ISEO SECURITY PRODUCTSA LONG STANDING PARTNERSHIP

In 1969 ISEO security products was founded from Giuseppe Fachinetti's extraordinary entrepreneurial spirit. It began manufacturing locks, cylinders and padlocks in Pisogne, a village on Lake Iseo in Northern Italy, from which the company gets its name. Deeply rooted in its origins, ISEO has remained faithful to its roots and to the family values of the founders who still, today, remain in control of the business strategy for the much larger group. The core values of their business being SECURITY, RESPECT, RESEARCH, QUALITY and RELIABILITY ISEO has grown into today's multinational business with offices, warehousing and distribution in many different countries throughout the world.

More than two decades have passed since ISEO searched the U.K. to find a suitable and like minded company with the same values in order to be principal distributor and bring their product and brand to the British market. This company was M.Marcus Ltd, a similar family owned business with long established links throughout the architectural ironmongery market. A company still renowned for its proud family history since the 1940's with their Heritage Brass door furniture range.

An ideal partnership was formed and shortly after this the first Iseo branded products began appearing in the market through the support of customers who recognised a quality product.

In recent years ISEO and M.Marcus have worked together to find products that continue to give the best in SECURITY, QUALITY and RELIABILITY.



Vatican, Pontificia Università Lateranense

ISEO RECENT PROJECTS


Vatican, Pontificia Università Lateranense. To limit the huge number of keys to access all rooms inside its University and Library, ISEO offered just one key ensuring access to all rooms as well as control over any unauthorized access. The electronic cylinder ensures higher security and flexibility since it can be completely programmed and disabled.

Paris, new Industrial and Technological Centre, La Defense. Installation of CSF Mechatronic System, the best ISEO solution to manage access control and security feature all in one.

Venice, Hilton Molino Stucky. Completely restructured in 1994, it became an 5-star hotel in 2007. The restructuring works highlighted the need to have a universal key for the Security Manager as well as special keys for the staff. ISEO supplied master keyed mechanical cylinders.



Paris, new Industrial and Technological Centre, La Defense



Venice, Hilton Molino Stucky



ABOUT **YOU**. WHICH CYLINDER MEETS YOUR NEEDS BEST?

PRIVATE HOUSES

Do you live in a single house or in a multi-family residential building?

SINGLE HOUSE

Do you have a Property Card for the door cylinder of your main entrance?

Does your front door have an additional lock?

Do you need to give the keys to child minder, house cleaners, or other people?

Do you need to secure your main entrance, gates and garage doors too?

MULTI-FAMILY RESIDENTIAL BUILDING

How many private accesses do you need to manage?

Do you have a Property Card for the door cylinder of your apartment main entrance?

How many common accesses need to be managed (gate, pedestrian entrance, front main door)?

Do you need to give the keys to other people?

PUBLIC BUILDING, COMMERCIAL PREMISES.

Are you managing an administrative building? Do you need to supervise hospitals or public institutions?

How is your building used?

What is your organizational structure like?

How strict are your security requirements?

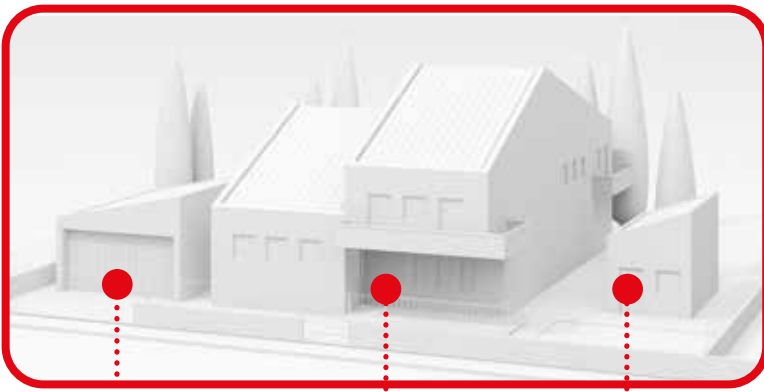
Do you need to use a different key for every door?

Are there important documents, which need to be securely stored in rooms with controlled access?

Do you need to comply with specific insurance standards?

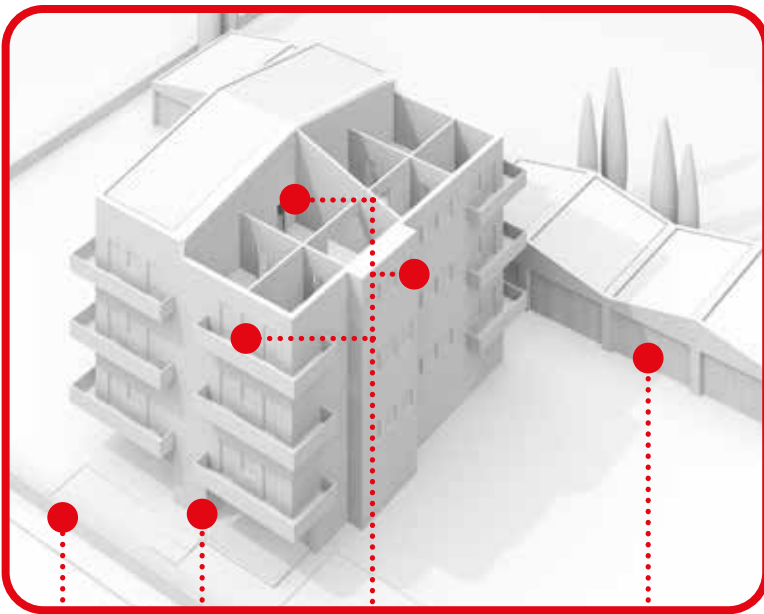
Are there authorized people entering the site outside normal working hours?

M.Marcus Ltd., offers comprehensive services, from preliminary analysis to detailed planning of the locking systems, to realise a tailor-made solution for all your security needs



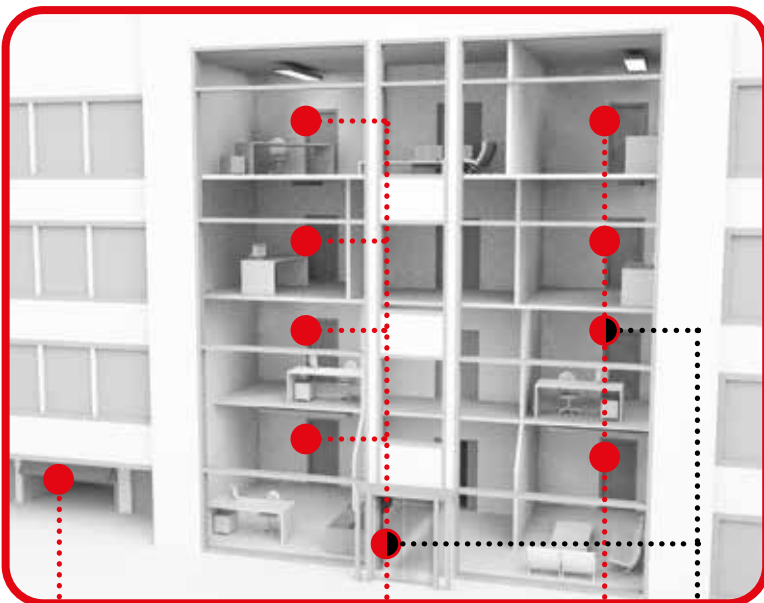
DO YOU LIVE IN A SINGLE HOUSE?

Using one unique key, you can open all accesses of your house, having on each door the right cylinder according to specific security needs.



DO YOU LIVE IN A MULTI APARTMENT HOUSE?

Using the same key, you can open the common entrances like main front door and gate, and your private doors, like apartment entrance door, garage and cellar. Each homeowner cannot open other exclusive doors. Cylinders installed in private entrance doors and main front door may be of different security levels, based on the single needs of the specific room. For private entry doors, we suggest installing high security cylinder.



DO YOU NEED TO PROTECT A COMMERCIAL PREMISES OR PUBLIC BUILDING?

When managing public buildings (businesses, hospitals, schools, administrative offices, etc.), other factors gain primary importance such as access to emergency openings, protection against unauthorized copying of keys, permissions management. At the same time, many people must be enabled to share access without sacrificing security. Flexibility of ISEO products perfectly meets these requirements as hierarchical levels of access can be easily managed. For example, in a company the Production Manager will have access to all the doors of his department and the warehouse but will not have access to the offices of the Commercial Department, Financial Office and to the Chief Executive Office.



HOW TO CHOOSE THE **RIGHT** CYLINDER

Security of your home and personal belongings depends on a cylinder assuring good resistance against brutal attacks:



RESISTANCE AGAINST DRILLING



RESISTANCE AGAINST PULLING



RESISTANCE AGAINST MANIPULATION



RESISTANCE AGAINST BREAKING SACRIFICIAL BREAK SLOT

In addition, to increase door protection against forced entries, it is worthwhile to install a protective security rose and/or lever on plate handle. This represents an effective barrier between the lock and the outside.

Security of your home means having a protected key which avoids undesired duplicates.

Some ISEO products can help protect in two ways: -



ONE UNIQUE KEY, HAVING A PROTECTED, TECHNICALLY PATENTED SOLUTION



THE CORRESPONDING PROPERTY CARD, WHICH HAS TO BE PRESENTED AT SPECIALIZED DEALERS' WHEN ASKING FOR A DUPLICATE. THE PROPERTY CARD AIMS TO IDENTIFY THE GENUINE KEY HOLDER.

SYMBOLS INDEX



ATTACK RESISTANCE



TESTED TO EN1303 STANDARDS



RESISTANCE AGAINST BREAKING SACRIFICIAL BREAK SLOT



RESISTANCE AGAINST DRILLING



RESISTANCE AGAINST PULLING



RESISTANCE AGAINST MANIPULATION



ANTI-BUMP



PROPERTY/USER CARD



**KITE MARK CERTIFIED TO ENHANCED SECURITY
PERFORMANCE REQUIREMENTS**

BS EN1303 TS007-1:2014+A2:2018 KM 544418



**SECURED BY DESIGN
POLICE PREFERRED SPECIFICATION**

FLAT VERTICAL KEY TYPE 'F'

F5

Page 10-13

If you need a cylinder performing essential security, F5 is the right choice. F5 is the basic level cylinder for your access requirements.

EN1303 tested



F6 Extra

Page 14-15

Do you need a basic level of security with good master keying capability? F6 Extra is the right cylinder to manage doors which do not need high security defence but which will protect against certain external attacks thanks to additional features within the cylinder itself.

Carries British Standard Kite mark certification TS007 1 Star and Secured by Design accreditation.



F6 Extra S

Page 16-17

Do you need a basic level of security with good master keying capability? F6 Extra S is the right cylinder to manage doors which do not need high security defence but which will protect against certain external attacks thanks to additional features within the cylinder itself.

Carries British Standard Kite mark certification TS007 1 Star and Secured by Design accreditation. Equipped with Sacrificial Cut and Metal Strengthening Bar for additional defence and resistance against snapping.



F6 Extra S3

Page 18-21

The F6 S3 offers security protection to BS EN TS007 3 STAR and SOLD SECURE DIAMOND level. The F6 Extra S3 cylinder is designed with sacrificial cuts. Thanks to this design the cylinder will break at these points during any attempted "snapping" attack.

At the precise moment the cylinder breaks, the internal trap will activate thus locking the **tungsten carbide** cam assembly in place. This activation helps protect the lock from further attempts to infiltrate and open.



REVERSIBLE KEY TYPE 'R'

R6

Page 22-24

Do you need a simple, reliable product to make secondary accesses in shops, homes, and buildings secure? R6 with its reversible key profile will protect you against certain external attacks thanks to additional features within the cylinder itself.

EN1303 tested



R11

Page 25-27

R11 cylinders protects against unwelcome visitors. Featuring a reversible key system and additional internal features within the cylinder itself, this 11 pin system also offers enhanced master keying capability for larger commercial schemes.

EN1303 tested



R50

Page 28-30

Do you need a high security product to make principal residential accesses secure or manage medium/big sized commercial buildings and shops? Having max grade of Attack Resistance, R50 will protect you against manipulation and break-in attempts. R50 obtained BSI certification stating its resistance against bumping and picking methods.

EN1303 tested



R700 S3

Page 31-35

The R700 S3 offers security protection to BS EN TS007 3 STAR and SOLD SECURE DIAMOND level. The R700 S3 cylinder is designed with sacrificial cuts. Thanks to this design the cylinder will break at these points during any attempted "snapping" attack.

At the precise moment the cylinder breaks, the internal trap will activate thus locking the **tungsten carbide** cam assembly in place. This activation helps protect the lock from further attempts to infiltrate and open.

EN1303 tested



R500 SPI

Page 36-39

The innovative R500 SPI locking system is designed and patented in accordance with the highest security standards.

The cylinder is equipped with two elements that are located in one of the chambers: the Double Action Pin and the Special Top Pin. These two elements interact with the SPI pin on the corresponding key.

EN1303 tested



ACCESSORIES AND OTHER SERVICES

Pinning - Kits & Tools

Kits & Tools
Key Blanks & Accessories

Page:
40-41
43

Accessories

Accessories and 'Specials'
How to order your cylinder and other advice

44-46
47

F5

FINISHES as standard:

- 7= Polished Brass
- 9= Satin Nickel

If you need a cylinder performing essential security, F5 is the right choice. F5 is the basic level cylinder for your access requirements.

Approximate Master Keying capabilities are as follows:

- Simple MK and differs allows for approx. 480 differs under a single Master Key*
- It can be possible to divide the master key system into sub groups. This reduces the number of differs available as they have to be split between the sub groups*
 **The addition of a common entrance reduces the differ capability in every case above
- Differ cylinders provided with 3 keys
- Master keyed or Keyed alike cylinders provided with 2 keys



EN1303 Classifications

Category of use	Key Strength & Cyclic Durability	Door Mass	Fire Resistance	Safety	Corrosion Resistance	Key Related Security	Attack Resistance
1	6	0	B	0	C	4	D



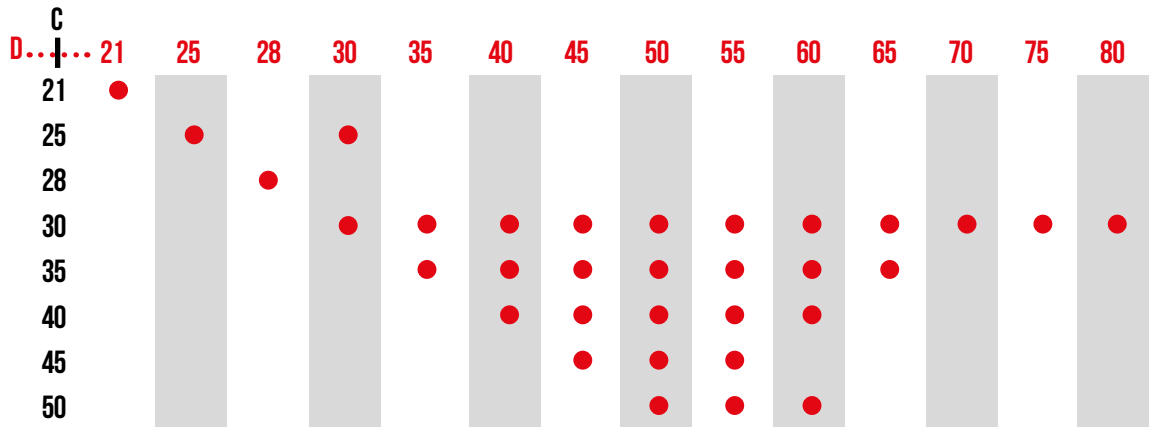
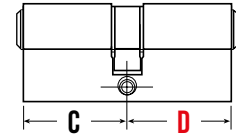
IS8209



EURO PROFILE
5 PIN EURO PROFILE DOUBLE CYLINDERS

Finishes: ● 7= Brass
● 9= Satin Nickel

Master Keying & Keyed Alike
carry an additional charge



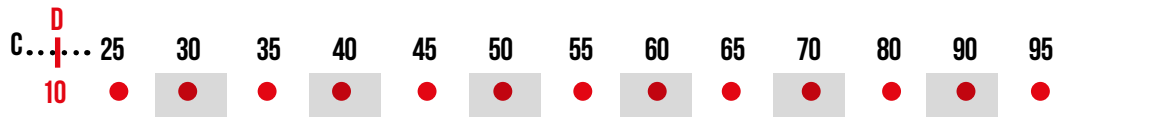
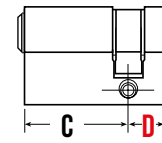
IS8209



EURO PROFILE
5 PIN EURO PROFILE HALF CYLINDERS

Finishes: ● 7= Brass
● 9= Satin Nickel

Master Keying & Keyed Alike
carry an additional charge



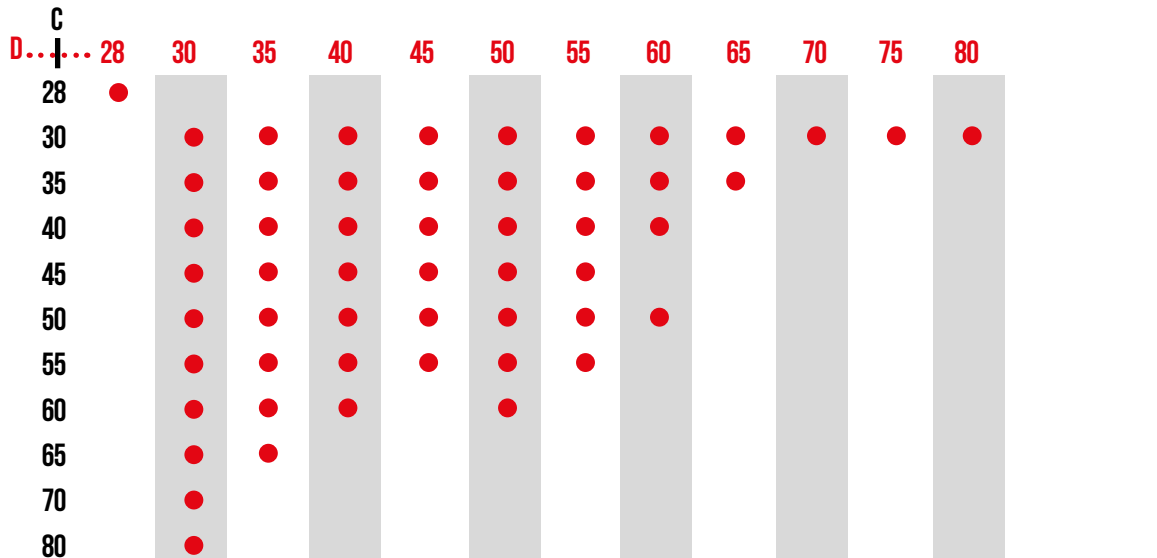
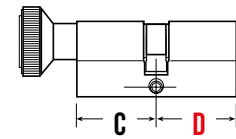
IS8229



EURO PROFILE
5 PIN EURO PROFILE THUMBTURN CYLINDERS

Finishes: ● 7= Brass
● 9= Satin Nickel

Master Keying & Keyed Alike
carry an additional charge



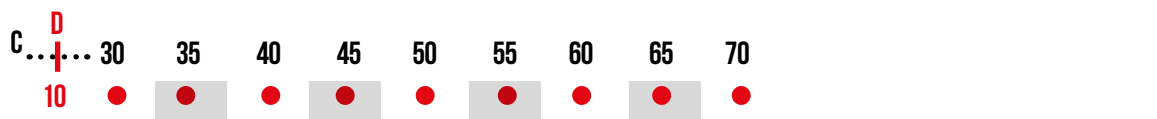
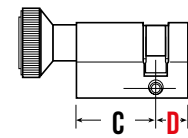
IS8229



EURO PROFILE
5 PIN EURO PROFILE HALF CYLINDERS
Thumbturn no key

Finishes: ● 7= Brass
● 9= Satin Nickel

Master Keying & Keyed Alike
carry an additional charge



IS8219



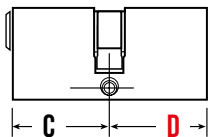
IS8211



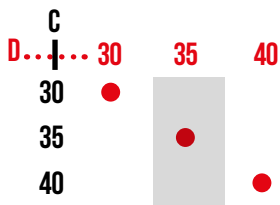
UK OVAL PROFILE
5 PIN OVAL PROFILE DOUBLE CYLINDERS

Finishes: ● 7= Brass
● 9= Satin Nickel

Master Keying & Keyed Alike carry an additional charge



off centre Din standard Cam



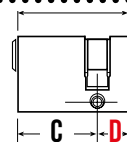
IS8211



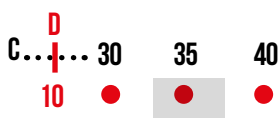
UK OVAL PROFILE
5 PIN OVAL PROFILE HALF CYLINDERS

Finishes: ● 7= Brass
● 9= Satin Nickel

Master Keying & Keyed Alike carry an additional charge



off centre Din standard Cam



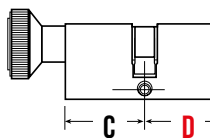
IS8273



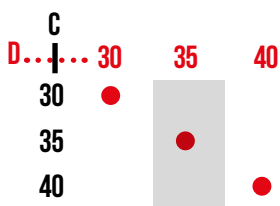
UK OVAL PROFILE
5 PIN OVAL PROFILE THUMBTURN CYLINDERS

Finishes: ● 7= Brass
● 9= Satin Nickel

Master Keying & Keyed Alike carry an additional charge



off centre Din standard Cam



IS8271



IS8281



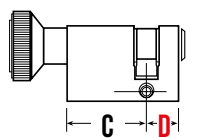
IS8273



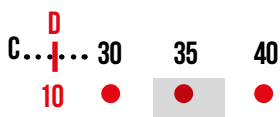
UK OVAL PROFILE
5 PIN OVAL PROFILE HALF CYLINDERS
Thumbturn no key

Finishes: ● 7= Brass
● 9= Satin Nickel

Master Keying & Keyed Alike carry an additional charge



off centre Din standard Cam



IS8271



IS8281



MORTICE THREADED CYLINDER

IS8506-32263 Nickel Pair
IS8506-32263.5 Nickel Single

Finishes: 9=Nickel

Master Keying & Keyed Alike carry an additional charge
2 keys per 1/2 cylinder -3 keys per pair



RIM CYLINDER

IS8500-35009 Nickel
IS8500-3500L Brass

Finishes: 7=Brass
9=Nickel

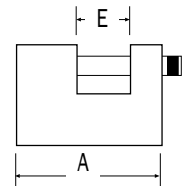
Master Keying & Keyed Alike carry an additional charge



RECTANGULAR PADLOCK



REFERENCE **A** **E**
IS809-909 **90mm** 36mm
 Master Key and Keyed Alike available



PADLOCK

Finishes: ● 7= Brass

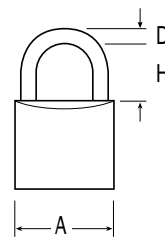
● 9= Satin Nickel

Master Keying & Keyed Alike
 carry an additional charge



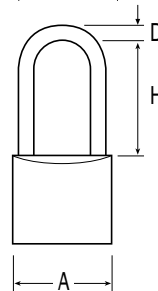
REFERENCE **A** **H** **D**
IS-4000630 50mm 32mm 8mm

Standard Shackle



REFERENCE **A** **H** **D**
IS-4000650 50mm 51mm 8mm

Long Shackle



SHUTTER LOCK

Finishes: ● 7= Brass

IS641-010 2 Point Shutter Lock



F6 Extra



FINISHES as standard:

- 7= Polished Brass
- 9= Satin Nickel

Do you need a basic level of security with good master keying capability?
F6 Extra is the right cylinder to manage doors which do not need high security defence but which will protect against certain external attacks thanks to additional features within the cylinder itself.
Carries British Standard Kite mark certification TS007 1 Star and Secured by Design accreditation.

Approximate Master Keying capabilities are as follows:

- Simple MK and differs allows for approx. 1200 differs under a single Master Key*
- It can be possible to divide the master key system into sub groups. This reduces the number of differs available as they have to be split between the sub groups*
* *The addition of a common entrance reduces the differ capability in every case above
- Differ cylinders provided with 3 keys
- Master keyed or Keyed alike cylinders provided with 2 keys



EN1303 Classifications

Category of use
Key Strength & Cyclic Durability
Door Mass
Fire Resistance
Safety
Corrosion Resistance
Key Related Security
Attack Resistance

1	6	0	B	0	C	5	D
---	---	---	---	---	---	---	---



IS82F60

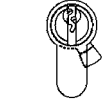
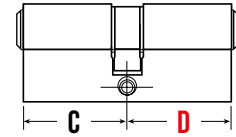


EURO PROFILE

6 PIN EURO PROFILE DOUBLE CYLINDERS

Finishes: ● 7= Brass
● 9= Satin Nickel

Master Keying & Keyed Alike carry an additional charge



off centre Din standard Cam

C	D	30	35	40	45	50	55	60	65	70	75
30	●			●			●	●	●		●
35		●	●	●	●	●	●	●	●		
40	●			●	●	●	●	●	●		
45					●	●	●				
50						●					

IS82F60

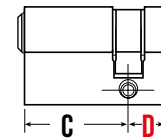


EURO PROFILE

6 PIN EURO PROFILE HALF CYLINDERS

Finishes: ● 7= Brass
● 9= Satin Nickel

Master Keying & Keyed Alike carry an additional charge



8 Position Cam

D	C	30	35	40	45	50	55	65
10	●		●	●	●	●	●	●

IS82F629

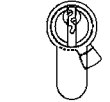
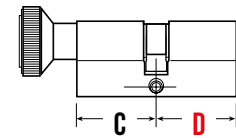


EURO PROFILE

6 PIN EURO PROFILE THUMBTURN CYLINDERS

Finishes: ● 7= Brass
● 9= Satin Nickel

Master Keying & Keyed Alike carry an additional charge



off centre Din standard Cam

IS82F659



IS82F689



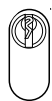
IS82F619



C	D	30	35	40	45	50	55	60	65	75
30	●			●	●		●		●	●
35			●	●	●	●	●		●	
40	●		●	●	●	●	●	●	●	
45			●	●	●	●	●		●	
50			●	●	●	●				
55	●		●	●	●					
60				●				●		
65				●				●	●	

6 PIN SCANDINAVIAN PROFILE

RIM CYLINDER



off centre Din standard Cam

Master Keying & Keyed Alike carry an additional charge

INTERNAL Scandinavian Profile cylinder **IS81S-51A329**
EXTERNAL Scandinavian Profile cylinder **IS81S-21A329**



IS8100-35009 Nickel
IS8100-3500L Brass

F6 Extra^S



BS EN1303
TS007-1:2014+A2:2018
KM 544418



FINISHES as standard:

- 7= Polished Brass
- 9= Satin Nickel

Do you need a basic level of security with good master keying capability?

F6 Extra^S is the right cylinder to manage doors which do not need high security defence but which will protect against certain external attacks thanks to additional features within the cylinder itself.

Carries British Standard Kite mark certification TS007 1 Star and Secured by Design accreditation.


Equipped with Sacrificial Cut and Metal Strengthening Bar for additional defence and resistance against snapping.

Approximate Master Keying capabilities are as follows:

- Simple MK and differs allows for approx. 1200 differs under a single Master Key*
- It can be possible to divide the master key system into sub groups. This reduces the number of differs available as they have to be split between the sub groups*

* *The addition of a common entrance reduces the differ capability in every case above

- Differ cylinders provided with 3 keys
- Master keyed or Keyed alike cylinders provided with 2 keys



EN1303 Classifications

Category of use
Key Strength & Cyclic Durability
Door Mass
Fire Resistance
Safety
Corrosion Resistance
Key Related Security
Attack Resistance

1	6	0	B	0	C	5	D
---	---	---	---	---	---	---	---

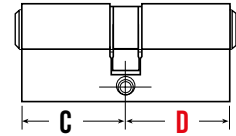


IS82F60/A



EURO PROFILE

Finishes: ● 7= Brass
● 9= Satin Nickel



off centre Din standard Cam

F6A 6 PIN EURO PROFILE DOUBLE CYLINDERS

Master Keying & Keyed Alike carry an additional charge


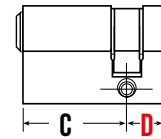
C	D	30	35	40	45	50	55	60	65	70	75
30	●			●	●	●	●	●			●
35			●	●	●	●	●			●	
40	●			●	●	●	●	●			
45					●	●	●				
50						●					
70	●										

IS82F60/A



EURO PROFILE

Finishes: ● 7= Brass
● 9= Satin Nickel



8 Position Cam

F6A 6 PIN EURO PROFILE HALF CYLINDERS

Master Keying & Keyed Alike carry an additional charge

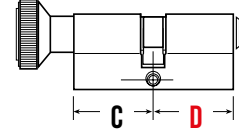
C	D	30	35	40	45	50	55
10	●		●	●	●	●	●

IS82F629/A



EURO PROFILE

Finishes: ● 7= Brass
● 9= Satin Nickel



off centre Din standard Cam

F6A 6 PIN EURO PROFILE THUMBURNS

Master Keying & Keyed Alike carry an additional charge

IS82F659/A



IS82F689/A



IS82F619/A



C	D	30	35	40	45	50	55	60	65	70	75
30	●			●	●	●	●	●			●
35			●	●	●	●	●			●	
40	●		●	●	●	●	●	●			
45	●		●	●	●	●	●				
50	●		●	●	●	●					
55	●		●	●	●						
60				●							
70	●		●								

F6A 6 PIN SCANDINAVIAN PROFILE

Master Keying & Keyed Alike carry an additional charge



off centre Din standard Cam



INTERNAL Scandinavian Profile cylinder **IS81S-51A329**
EXTERNAL Scandinavian Profile cylinder **IS81S-21A329**

RIM CYLINDER



IS8100-35009 Nickel
IS8100-3500L Brass

F6 Extra S³



TS007-1-3 STAR



FINISHES as standard:

- 3= Polished Nickel
- 7= Polished Brass
- 9= Satin Nickel

EN1303 Classifications

Category of use	Key Strength & Cyclic Durability
Door Mass	Fire Resistance
Safety	Corrosion Resistance
Attack Resistance	Key Related Security

1 6 0 B 0 C 5 D



INNOVATIVE MECHANISM

Thanks to the **innovative patented mechanism** of the cylinder, consisting of **sacrificial cuts** and tungsten carbide cam assembly, the **F6 Extra S3** cylinder offers assured protection for you and your valued household possessions.

The cylinder with its special design is certified by some of the most important trade certification bodies in the United Kingdom. Meeting their stringent test requirements, the **F6 Extra S3** will give you peace of mind and protection against the toughest criminal attacks.



AVAILABLE IN FINISHES: POLISHED NICKEL ~ BRASS ~ SATIN NICKEL

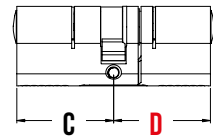


EURO PROFILE

**F6 EXTRA S3
ASYMMETRICAL VERSION**

Finishes: 3= Polished Nickel
7= Brass
9= Satin Nickel

Master Keying & Keyed Alike carry an additional charge



IS82F60****J

RETAIL PRICES
(INC 3 KEYS PER CYLINDER)

C	35	40	45	50
D..	●	●	●	●
35	●			
40		●		
45			●	
50				●

ALSO AVAILABLE:
REDUCED RETAIL PRICE EACH FOR ORDERS ABOVE 20 PIECES
M.O.Q PER LINE ORDER (INC 3 KEYS PER CYLINDER)

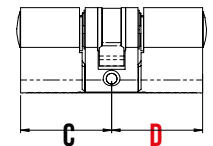


EURO PROFILE

**F6 EXTRA S3
SYMMETRICAL VERSION**

Finishes: 3= Polished Nickel
7= Brass
9= Satin Nickel

Master Keying & Keyed Alike carry an additional charge



IS82F60****DJ
Break-Point Both Sides

RETAIL PRICES
(INC 3 KEYS PER CYLINDER)

C	35	40	45
D..	●	●	●
40	●		
45	●	●	
50	●	●	●
55	●	●	●
60		●	

ALSO AVAILABLE:
REDUCED RETAIL PRICE EACH FOR ORDERS ABOVE 20 PIECES
M.O.Q PER LINE ORDER (INC 3 KEYS PER CYLINDER)

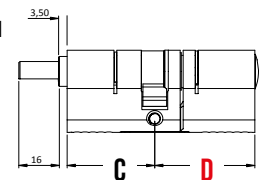


EURO PROFILE

**F6 EXTRA S3 PREASSEMBLED FOR KNOB
ASYMMETRICAL VERSION**

Finishes: 3= Polished Nickel
7= Brass
9= Satin Nickel

Master Keying & Keyed Alike carry an additional charge



IS82F66****J
Break-Point Side D (Outside)

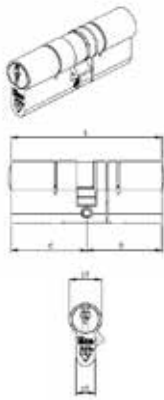
RETAIL PRICES
(INC 3 KEYS PER CYLINDER)

C	35	40	45	50	55
D..	●	●	●	●	●
35	●				
40	●	●	●	●	●
45	●	●	●	●	●
50	●	●	●	●	
55	●	●	●		●

ALSO AVAILABLE:
REDUCED RETAIL PRICE EACH FOR ORDERS ABOVE 20 PIECES
M.O.Q PER LINE ORDER (INC 3 KEYS PER CYLINDER)

Thumbturn Pieces must be ordered separately
See page 21

Double Cylinder

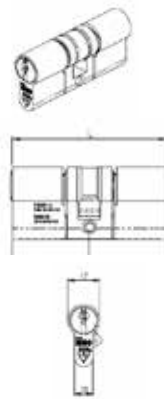


CODE

IS82F6035353J	3*trap one side 3535 PN
IS82F6035357J	3* trap one side 3535 BR
IS82F6035359J	3* trap one side 3535 SN
IS82F6040403J	3* trap one side 4040 PN
IS82F6040407J	3* trap one side 4040 BR
IS82F6040409J	3* trap one side 4040 SN
IS82F6045453J	3* trap one side 4545 PN
IS82F6045457J	3* trap one side 4545 BR
IS82F6045459J	3* trap one side 4545 SN
IS82F6050503J	3* trap one side 5050 PN
IS82F6050507J	3* trap one side 5050 BR
IS82F6050509J	3* trap one side 5050 SN

Double Cylinder

Offset size cut both sides



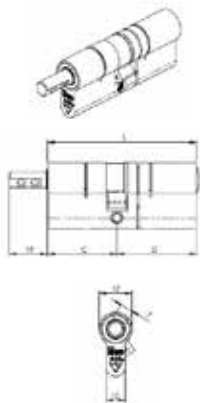
CODE

IS82F6035403DJ	3*3540 Trap both sides PN
IS82F6035407DJ	3*3540 Trap both sides BR
IS82F6035409DJ	3*3540 Trap both sides SN
IS82F6035453DJ	3*3545 Trap both sides PN
IS82F6035457DJ	3*3545 Trap both sides BR
IS82F6035459DJ	3*3545 Trap both sides SN
IS82F6035503DJ	3*3550 Trap both sides PN
IS82F6035507DJ	3*3550 Trap both sides BR
IS82F6035509DJ	3*3550 Trap both sides SN
IS82F6035553DJ	3*3555 Trap both sides PN
IS82F6035557DJ	3*3555 Trap both sides BR
IS82F6035559DJ	3*3555 Trap both sides SN
IS82F6040453DJ	3*4045 Trap both sides PN
IS82F6040457DJ	3*4045 Trap both sides BR
IS82F6040459DJ	3*4045 Trap both sides SN
IS82F6040503DJ	3*4050 Trap both sides PN
IS82F6040507DJ	3*4050 Trap both sides BR
IS82F6040509DJ	3*4050 Trap both sides SN
IS82F6040553DJ	3*4055 Trap both sides PN
IS82F6040557DJ	3*4055 Trap both sides BR
IS82F6040559DJ	3*4055 Trap both sides SN
IS82F6040603DJ	3*4060 Trap both sides PN
IS82F6040607DJ	3*4060 Trap both sides BR
IS82F6040609DJ	3*4060 Trap both sides SN
IS82F6045503DJ	3*4550 Trap both sides PN
IS82F6045507DJ	3*4550 Trap both sides BR
IS82F6045509DJ	3*4550 Trap both sides SN
IS82F6045553DJ	3*4555 Trap both sides PN
IS82F6045557DJ	3*4555 Trap both sides BR
IS82F6045559DJ	3*4555 Trap both sides SN



Cylinder with Turn Axle

External size side D



CODE

IS82F6635353J	3*cyl &axel trap ext side D-3535PN
IS82F6635359J	3*cyl &axel trap ext side D-3535SN
IS82F6635357J	3*cyl &axel trap ext side D-3535BR
IS82F6635403J	3*cyl &axel trap ext side D-3540PN
IS82F6635409J	3*cyl &axel trap ext side D-3540SN
IS82F6635407J	3*cyl &axel trap ext side D-3540BR
IS82F6640353J	3*cyl &axel trap ext side D4035PN
IS82F6640359J	3*cyl &axel trap ext side D-4035SN
IS82F6640357J	3*cyl &axel trap ext side D-4035BR
IS82F6635453J	3*cyl &axel trap ext side D-3545PN
IS82F6635459J	3*cyl &axel trap ext side D-3545SN
IS82F6635457J	3*cyl &axel trap ext side D-3545BR
IS82F6640403J	3*cyl &axel trap ext side D-4040PN
IS82F6640409J	3*cyl &axel trap ext side D-4040SN
IS82F6640407J	3*cyl &axel trap ext side D-4040BR
IS82F6645353J	3*cyl &axel trap ext side D-4535PN
IS82F6645359J	3*cyl &axel trap ext side D-4535SN
IS82F6645357J	3*cyl &axel trap ext side D-4535BR
IS82F6635503J	3*cyl &axel trap ext side D-3550PN
IS82F6635509J	3*cyl &axel trap ext side D-3550SN
IS82F6635507J	3*cyl &axel trap ext side D-3550BR
IS82F6640453J	3*cyl &axel trap ext side D-4045PN
IS82F6640459J	3*cyl &axel trap ext side D-4045SN
IS82F6640457J	3*cyl &axel trap ext side D-4045BR
IS82F6645403J	3*cyl &axel trap ext side D-4540PN
IS82F6645409J	3*cyl &axel trap ext side D-4540SN
IS82F6645407J	3*cyl &axel trap ext side D-4540BR
IS82F6650353J	3*cyl &axel trap ext side D-5035PN
IS82F6650359J	3*cyl &axel trap ext side D-5035SN
IS82F6650357J	3*cyl &axel trap ext side D-5035BR
IS82F6635553J	3*cyl &axel trap ext side D-3555PN

IS82F6635559J	3*cyl &axel trap ext side D-3555SN
IS82F6635557J	3*cyl &axel trap ext side D-3555BR
IS82F6655353J	3*cyl &axel trap ext side D-5535PN
IS82F6655359J	3*cyl &axel trap ext side D-5535SN
IS82F6655357J	3*cyl &axel trap ext side D-5535BR
IS82F6640503J	3*cyl &axel trap ext side D-4050PN
IS82F6640509J	3*cyl &axel trap ext side D-4050SN
IS82F6640507J	3*cyl &axel trap ext side D-4050BR
IS82F6645453J	3*cyl &axel trap ext side D-4545PN
IS82F6645459J	3*cyl &axel trap ext side D-4545SN
IS82F6645457J	3*cyl &axel trap ext side D-4545BR
IS82F6650403J	3*cyl &axel trap ext side D-5040PN
IS82F6650409J	3*cyl &axel trap ext side D-5040SN
IS82F6650407J	3*cyl &axel trap ext side D-5040BR
IS82F6640553J	3*cyl &axel trap ext side D-4055PN
IS82F6640559J	3*cyl &axel trap ext side D-4055SN
IS82F6640557J	3*cyl &axel trap ext side D-4055BR
IS82F6645503J	3*cyl &axel trap ext side D-4550PN
IS82F6645509J	3*cyl &axel trap ext side D-4550SN
IS82F6645507J	3*cyl &axel trap ext side D-4550BR
IS82F6650453J	3*cyl &axel trap ext side D-5045PN
IS82F6650459J	3*cyl &axel trap ext side D-5045SN
IS82F6650457J	3*cyl &axel trap ext side D-5045BR
IS82F6655403J	3*cyl &axel trap ext side D-5540PN
IS82F6655409J	3*cyl &axel trap ext side D-5540SN
IS82F6655407J	3*cyl &axel trap ext side D-5540BR
IS82F6645553J	3*cyl &axel trap ext side D-4555PN
IS82F6645559J	3*cyl &axel trap ext side D-4555SN
IS82F6645557J	3*cyl &axel trap ext side D-4555BR
IS82F6650503J	3*cyl &axel trap ext side D-5050PN
IS82F6650509J	3*cyl &axel trap ext side D-5050SN
IS82F6650507J	3*cyl &axel trap ext side D-5050BR
IS82F6655453J	3*cyl &axel trap ext side D-5545PN
IS82F6655459J	3*cyl &axel trap ext side D-5545SN
IS82F6655457J	3*cyl &axel trap ext side D-5545BR

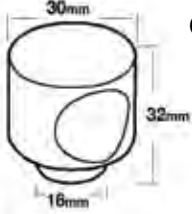



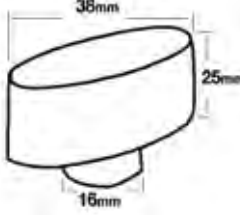











Thumbturn Pieces

CODE

IS8219-TT3	POLISHED NICKEL
IS8219-TT7	POLISHED BRASS
IS8219-TT9	SATIN NICKEL
IS8229-TT3	POLISHED NICKEL
IS8229-TT7	POLISHED BRASS
IS8229-TT9	SATIN NICKEL
IS8289-TT3	POLISHED NICKEL
IS8289-TT7	POLISHED BRASS
IS8289-TT9	SATIN NICKEL
IS8259-TT3	POLISHED NICKEL
IS8259-TT7	POLISHED BRASS
IS8259-TT9	SATIN NICKEL

ALSO AVAILABLE:
SPECIAL RETAIL PRICE EACH FOR ORDERS ABOVE 20 PIECES
 M.O.Q PER LINE

POLISHED NICKEL POLISHED BRASS SATIN NICKEL

 <p>CONCAVE TURN</p>	 <p>IS8289-TT3</p>	 <p>IS8289-TT7</p>	 <p>IS8289-TT9</p>
 <p>OVAL TURN</p>	 <p>IS8219-TT3</p>	 <p>IS8219-TT7</p>	 <p>IS8219-TT9</p>
 <p>ROUND TURN</p>	 <p>IS8229-TT3</p>	 <p>IS8229-TT7</p>	 <p>IS8229-TT9</p>
 <p>FLAT TURN</p>	 <p>IS8259-TT3</p>	 <p>IS8259-TT7</p>	 <p>IS8259-TT9</p>

F6 EXTRA S³ Keys & service charges

020 609.U	Key Blank
020 609DK	Differ Key
020609MK	Master Key
IS-3STARMK	F6EX 3 S MK CHARGE
IS-3STARKA	F6EX 3 S KA CHARGE



R6

FINISHES as standard:

- 7= Polished Brass
- 9= Satin Nickel

Do you need a simple, reliable product to make secondary accesses in shops, homes, and buildings secure? R6 with its reversible key profile will protect you against certain external attacks thanks to additional features within the cylinder itself.

Approximate Master Keying capabilities are as follows:

- Simple MK and differs allows for maximum 80 differs under a single Master Key
- Differ cylinders provided with 3 keys
- Master keyed or Keyed alike cylinders provided with 2 keys



EN1303 Classifications

- Category of Use
- Key Strength & Cyclic Durability
- Door Mass
- Fire Resistance
- Safety
- Corrosion Resistance
- Key Related Security
- Attack Resistance

1	6	0	B	0	C	5	D
---	---	---	---	---	---	---	---

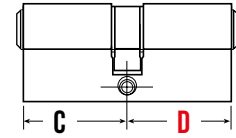


IS8809



EURO PROFILE

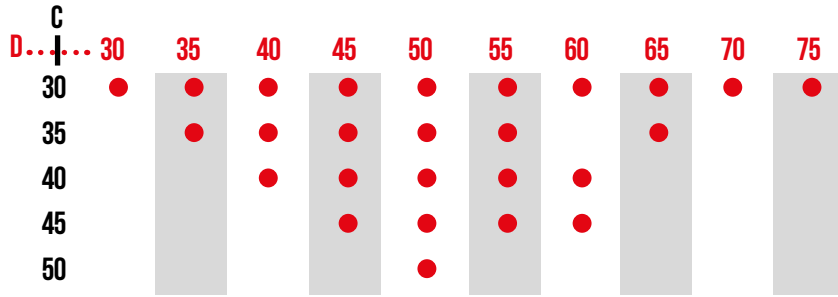
Finishes: ● 7= Brass
● 9= Satin Nickel



6 PIN EURO PROFILE DOUBLE CYLINDERS

Master Keying & Keyed Alike
carry an additional charge

off centre Din
standard Cam



ALSO AVAILABLE:

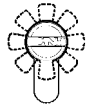
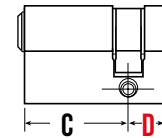
REDUCED RETAIL PRICE EACH FOR ORDERS ABOVE 20 PIECES
M.O.Q PER LINE ORDER (INC 3 KEYS PER CYLINDER)

IS8809



EURO PROFILE


Finishes: ● 7= Brass
● 9= Satin Nickel



6 PIN EURO PROFILE HALF CYLINDERS

Master Keying & Keyed Alike
carry an additional charge

8 Position Cam



ALSO AVAILABLE:

REDUCED RETAIL PRICE EACH FOR ORDERS ABOVE 20 PIECES
M.O.Q PER LINE ORDER (INC 3 KEYS PER CYLINDER)

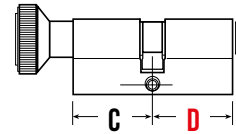


EURO PROFILE

Finishes: ● 7= Brass
● 9= Satin Nickel

6 PIN EURO PROFILE THUMBTURN CYLINDERS

Master Keying & Keyed Alike
carry an additional charge



C	D=30	D=35	D=40	D=45	D=50	D=55	D=60	D=70	D=75
30	●	●	●	●	●	●		●	●
35	●	●	●	●	●	●			
40	●	●	●	●	●	●	●		
45	●	●	●	●	●	●	●		
50	●	●	●	●	●				
55		●	●	●		●			
60			●	●					
65		●							
70	●								

ALSO AVAILABLE:

REDUCED RETAIL PRICE EACH FOR ORDERS ABOVE 20 PIECES
M.O.Q PER LINE ORDER (INC 3 KEYS PER CYLINDER)

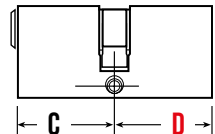


UK OVAL PROFILE

Finishes: ● 7= Brass
● 9= Satin Nickel

6 PIN OVAL PROFILE DOUBLE CYLINDERS

Master Keying & Keyed Alike
carry an additional charge



C	D=30	D=35	D=40
30	●		
35		●	
40			●

ALSO AVAILABLE:

REDUCED RETAIL PRICE EACH FOR ORDERS ABOVE 20 PIECES
M.O.Q PER LINE ORDER (INC 3 KEYS PER CYLINDER)

IS8811

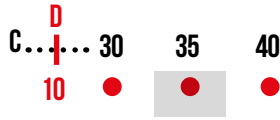
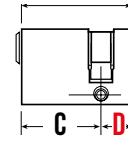


UK OVAL PROFILE

6 PIN OVAL PROFILE HALF CYLINDERS

Finishes: ● 7= Brass
● 9= Satin Nickel

Master Keying & Keyed Alike carry an additional charge



ALSO AVAILABLE:

REDUCED RETAIL PRICE EACH FOR ORDERS ABOVE 20 PIECES
M.O.Q PER LINE ORDER (INC 3 KEYS PER CYLINDER)

IS8873

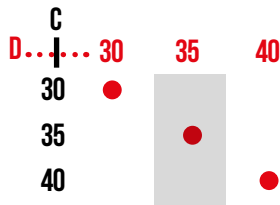
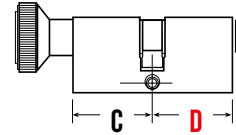


UK OVAL PROFILE

6 PIN OVAL PROFILE THUMBTURN CYLINDERS

Finishes: ● 7= Brass
● 9= Satin Nickel

Master Keying & Keyed Alike carry an additional charge



ALSO AVAILABLE:

REDUCED RETAIL PRICE EACH FOR ORDERS ABOVE 20 PIECES
M.O.Q PER LINE ORDER (INC 3 KEYS PER CYLINDER)

IS8871



IS8881

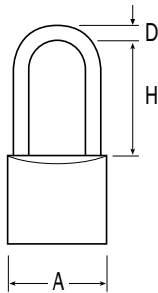


EURO CYLINDER PADLOCK - LONG SHACKLE

EURO CYLINDER PADLOCK - STANDARD BODY



REFERENCE A H D
IS-4000650R6 50mm 51mm 8mm




Satin Nickel plated brass body with Bright Plated Inox shackle.
No cutting down of cylinder required

Master Keying & Keyed Alike carry an additional charge



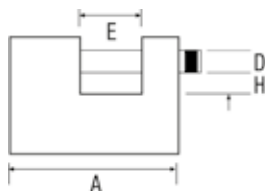
REFERENCE A H D
IS-4000630R6 50mm 32mm 8mm



RECTANGULAR PADLOCKS

Master Keying & Keyed Alike carry an additional charge

REFERENCE A E H D
IS809-909R6 90mm 36mm 17.5mm 12mm



MORTICE THREADED CYLINDER (PAIR)



IS8606-32263 Nickel Pair
IS8606-32263.5 Nickel Single
2 keys per 1/2 cylinder -3 keys per pair

RIM CYLINDER



IS8600-35009 Nickel
IS8600-3500L Brass

R11



FINISHES as standard:


- 7= Polished Brass
- 9= Satin Nickel

R11 cylinders protect against unwelcome visitors. Featuring a reversible key system and additional internal features within the cylinder itself, this 11 pin system also offers enhanced master keying capability for larger commercial schemes.

Approximate Master Keying capabilities are as follows:

- Simple MK and differs allows for maximum 60,000 differs under a single Master Key*
- It can be possible to divide the master key system into sub groups. This reduces the number of differs available as they have to be split between the sub groups*
* *The addition of a common entrance reduces the differ capability in every case above
- Differ cylinders provided with 3 keys
- Master keyed or Keyed alike cylinders provided with 2 keys

🌸 This product range will be reduced In stocks until March 2025 when it will become obsolete



PRODUCT PHASE OUT



EN1303 Classifications

Category of use
Key Strength & Cyclic Durability
Door Mass
Fire Resistance
Safety
Corrosion Resistance
Key Related Security
Attack Resistance

1	6	0	B	0	C	6	D
---	---	---	---	---	---	---	---

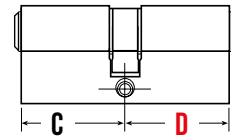


IS8909



EURO PROFILE

Finishes: ● 7= Brass
● 9= Satin Nickel



off centre Din standard Cam

11 PIN EURO PROFILE DOUBLE CYLINDERS

Master Keying & Keyed Alike carry an additional charge

C	D	30	35	40	45	50	55	60	65
30	●		●	●	●	●	●	●	●
35			●	●	●	●	●		
40				●	●	●	●	●	
45					●	●	●		
50						●	●	●	


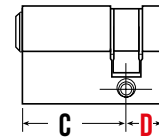


IS8909



EURO PROFILE

Finishes: ● 7= Brass
● 9= Satin Nickel



8 Position Cam

11 PIN EURO PROFILE HALF CYLINDERS

Master Keying & Keyed Alike carry an additional charge

C	D	30	35	40	50	60	70	80
10	●		●	●	●	●	●	●

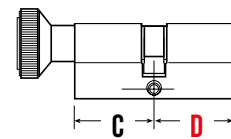


IS8929



EURO PROFILE

Finishes: ● 7= Brass
● 9= Satin Nickel



off centre Din standard Cam

11 PIN EURO PROFILE THUMBTURN CYLINDERS

Master Keying & Keyed Alike carry an additional charge

IS8959



IS8989



IS8919



C	D	30	35	40	45	50	55	60
30	●		●	●	●	●	●	
35	●		●	●	●	●	●	
40	●		●	●	●	●	●	●
45	●		●	●	●	●	●	
50	●		●	●	●	●		
55			●	●	●			
60				●				



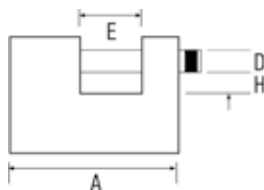
RECTANGULAR PADLOCKS

MORTICE THREADED CYLINDER (PAIR)

RIM CYLINDER

Master Keying & Keyed Alike carry an additional charge

REFERENCE A E H D
IS809-909R11 90mm 36mm 17.5mm 12mm



IS8706-32263 Nickel Pair
IS8706-32263.5 Nickel Single
IS8706-32267 Brass Pair
IS8706-32267.5 Brass Single



IS8700-35009 Nickel
IS8700-3500L Brass

2 keys per 1/2 cylinder -3 keys per pair

IS8911

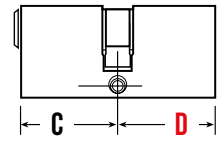


UK OVAL PROFILE

11 PIN OVAL PROFILE DOUBLE CYLINDERS

Finishes: ● 7= Brass
● 9= Satin Nickel

Master Keying & Keyed Alike carry an additional charge



C	D	30	35	40
30	●			
35		●		
40				●

IS8911

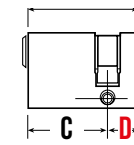


UK OVAL PROFILE

11 PIN OVAL PROFILE HALF CYLINDERS

Finishes: ● 7= Brass
● 9= Satin Nickel

Master Keying & Keyed Alike carry an additional charge



C	D	30	35	40
10	●			
			●	
				●

IS8973

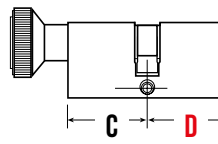


UK OVAL PROFILE

11 PIN OVAL PROFILE THUMBTURN CYLINDERS

Finishes: ● 7= Brass
● 9= Satin Nickel

Master Keying & Keyed Alike carry an additional charge



IS8971



IS8981



C	D	30	35	40
30	●			
35			●	
40				●

11 PIN SCANDINAVIAN PROFILE

Master Keying & Keyed Alike carry an additional charge



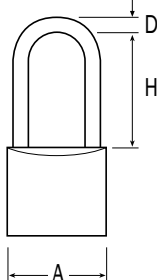
INTERNAL Scandinavian Profile cylinder
EXTERNAL Scandinavian Profile cylinder
DOUBLE Scandinavian Profile cylinder

IS8975INT
IS8972EXT
IS8975DBL



EURO CYLINDER PADLOCK - LONG SHACKLE

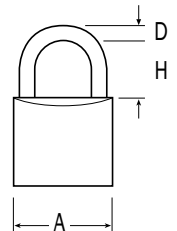
REFERENCE A H D
IS-4000650R11 50mm 51mm 8mm



Master Keying & Keyed Alike carry an additional charge

EURO CYLINDER PADLOCK - STANDARD BODY

REFERENCE A H D
IS-4000630R11 50mm 32mm 8mm



R50



BS EN1303
TS007-1:2014+A2:2018
KM 544418



FINISHES as standard:

- 7= Polished Brass
- 9= Satin Nickel

Do you need a high security product to make principal residential accesses secure or manage medium/big sized commercial buildings and shops? Having maximum grade of Attack Resistance, R50 will protect you against manipulation and break-in attempts. R50 obtained BSI certification stating its resistance against bumping and picking methods.

Approximate Master Keying capabilities are as follows:

- Simple MK and differs allows for maximum 60,000 differs under a single Master Key*
- It can be possible to divide the master key system into sub groups. This reduces the number of differs available as they have to be split between the sub groups*
**The addition of a common entrance reduces the differ capability in every case above
- Differ cylinders provided with **2 keys**
- Master keyed or Keyed alike cylinders provided with 2 keys

🌸 This product range will be reduced In stocks until March 2025 when it will become obsolete



PRODUCT PHASE OUT



EN1303 Classifications

Category of use
Key Strength & Cyclic Durability
Door Mass
Fire Resistance
Safety
Corrosion Resistance
Key Related Security
Attack Resistance

1	6	0	B	0	C	6	D
---	---	---	---	---	---	---	---



IS8A09



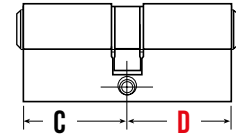
LIMITED STOCK

EURO PROFILE

11 PIN EURO PROFILE DOUBLE CYLINDERS

Finishes: ● 7= Brass
● 9= Satin Nickel

Master Keying & Keyed Alike carry an additional charge



C	D	30	35	40	45	50	55	60	65
30	●	●	●	●	●	●	●	●	●
35			●	●	●	●	●	●	
40				●	●	●	●	●	
45					●	●	●		
50						●	●	●	
55							●	●	
60								●	
65									●

IS8A09



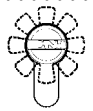
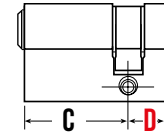
LIMITED STOCK

EURO PROFILE

11 PIN EURO PROFILE HALF CYLINDERS

Finishes: ● 7= Brass
● 9= Satin Nickel

Master Keying & Keyed Alike carry an additional charge



8 Position Cam

C	D	30	35	40	50	60	80
10	●	●	●	●	●	●	●

IS8A29

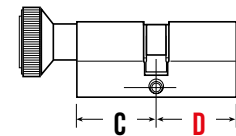


EURO PROFILE

11 PIN EURO PROFILE THUMBTURN CYLINDERS

Finishes: ● 7= Brass
● 9= Satin Nickel

Master Keying & Keyed Alike carry an additional charge



IS8A59



IS8A89



IS8A19



LIMITED STOCK

C	D	30	35	40	45	50	55	60
30	●	●	●	●	●	●	●	
35	●	●	●	●	●	●	●	
40	●	●	●	●	●	●	●	●
45	●	●	●	●	●	●	●	
50	●	●	●	●	●	●		●
55			●	●				
60				●				

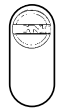
11 PIN SCANDINAVIAN PROFILE

Master Keying & Keyed Alike
carry an additional charge



INTERNAL Scandinavian Profile cylinder
EXTERNAL Scandinavian Profile cylinder
DOUBLE Scandinavian Profile cylinder

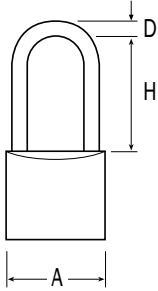
IS8A75INT
IS8A72EXT
IS8A75DBL



off centre Din
standard Cam

EURO CYLINDER PADLOCK - LONG SHACKLE

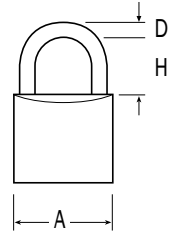
REFERENCE	A	H	D
IS-4000650R50	50mm	51mm	8mm



Master Keying & Keyed Alike
carry an additional charge

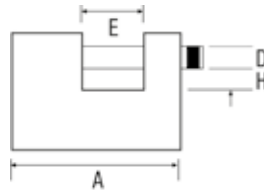
EURO CYLINDER PADLOCK - STANDARD BODY

REFERENCE	A	H	D
IS-4000630R50	50mm	32mm	8mm



RECTANGULAR PADLOCKS

Master Keying & Keyed Alike
carry an additional charge



REFERENCE	A	E	H	D
IS809-909R50	90mm	36mm	17.5mm	12mm



MORTICE THREADED CYLINDER (PAIR)



IS8A06-32263 Nickel Pair
IS8A06-32263.5 Nickel Single
I

2 keys per 1/2 cylinder - 3 keys per pair



RIM CYLINDER WITH 2 KEYS



IS8A00-35009 Nickel
IS8A00-3500L Brass



R700 S³

FINISHES as standard:

- 3= Polished Nickel
- 7= Polished Brass
- 9= Satin Nickel



TS007-1-3 STAR



Police Preferred Specification



EN1303 Classifications

Category of Use	Key Strength & Cyclic Durability	Door Mass	Fire Resistance	Safety	Corrosion Resistance	Key Related Security	Attack Resistance
1	6	0	B	0	C	5	D



INNOVATIVE MECHANISM

Thanks to the **innovative patented (pending) mechanism** of the cylinder, consisting of **sacrificial cuts** and tungsten carbide cam assembly, the **R700 S3** cylinder offers assured protection for you and your valued household possessions.

The cylinder with its special design is certified by some of the most important trade certification bodies in the United Kingdom. Meeting their stringent test requirements, the R700 S3 will give you peace of mind and protection against the toughest criminal attacks.



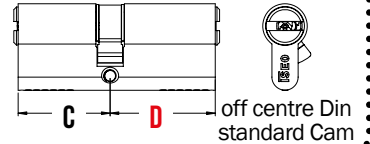
AVAILABLE IN FINISHES: POLISHED NICKEL ~ BRASS ~ SATIN NICKEL

EURO PROFILE

**R700 S3
ASYMMETRICAL VERSION**

Finishes: 3= Polished Nickel
7= Brass
9= Satin Nickel

Master Keying & Keyed Alike
carry an additional charge



IS82R70*****J

(INC 3 KEYS PER CYLINDER)

C	D	35	40	45	50
35	●				
40			●		
45				●	
50					●

ALSO AVAILABLE:

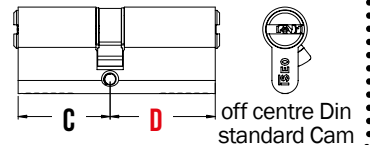
REDUCED RETAIL PRICE EACH FOR ORDERS ABOVE 20 PIECES
M.O.Q PER LINE ORDER (INC 3 KEYS PER CYLINDER)

EURO PROFILE

**R700 S3
SYMMETRICAL VERSION**

Finishes: 3= Polished Nickel
7= Brass
9= Satin Nickel

Master Keying & Keyed Alike
carry an additional charge



IS82R70*****DJ
Break-Point Both Sides

(INC 3 KEYS PER CYLINDER)

C	D	35	40	45
40	●			
45	●		●	
50	●		●	●
55	●		●	●
60			●	

ALSO AVAILABLE:

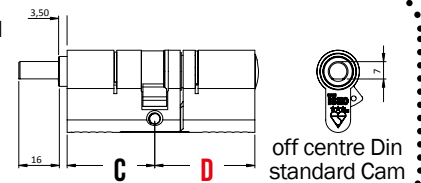
REDUCED RETAIL PRICE EACH FOR ORDERS ABOVE 20 PIECES
M.O.Q PER LINE ORDER (INC 3 KEYS PER CYLINDER)

EURO PROFILE

**R700 S3 PREASSEMBLED FOR KNOB
ASYMMETRICAL VERSION**

Finishes: 3= Polished Nickel
7= Brass
9= Satin Nickel

Master Keying & Keyed Alike
carry an additional charge



IS82R76*****J
Break-Point Side D (Outside)

(INC 3 KEYS PER CYLINDER)

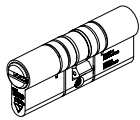
C	D	35	40	45	50	55
35	●					
40	●		●			
45	●		●	●		
50	●		●	●	●	
55	●		●	●		●

ALSO AVAILABLE:

REDUCED RETAIL PRICE EACH FOR ORDERS ABOVE 20 PIECES
M.O.Q PER LINE ORDER (INC 3 KEYS PER CYLINDER)

**Thumbturn Pieces
must be ordered
separately**

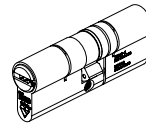
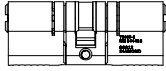
See page 35



Double Cylinder

CODE

IS82R7035353J	3*trap one side 3535 PN
IS82R7035357J	3* trap one side 3535 BR
IS82R7035359J	3* trap one side 3535 SN
IS82R7040403J	3* trap one side 4040 PN
IS82R7040407J	3* trap one side 4040 BR
IS82R7040409J	3* trap one side 4040 SN
IS82R7045453J	3* trap one side 4545 PN
IS82R7045457J	3* trap one side 4545 BR
IS82R7045459J	3* trap one side 4545 SN
IS82R7050503J	3* trap one side 5050 PN
IS82R7050507J	3* trap one side 5050 BR
IS82R7050509J	3* trap one side 5050 SN

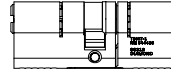


Double Cylinder

Offset size cut both sides

CODE

IS82R7035403DJ	3*3540 Trap both sides PN
IS82R7035407DJ	3*3540 Trap both sides BR
IS82R7035409DJ	3*3540 Trap both sides SN
IS82R7035453DJ	3*3545 Trap both sides PN
IS82R7035457DJ	3*3545 Trap both sides BR
IS82R7035459DJ	3*3545 Trap both sides SN
IS82R7035503DJ	3*3550 Trap both sides PN
IS82R7035507DJ	3*3550 Trap both sides BR
IS82R7035509DJ	3*3550 Trap both sides SN
IS82R7035553DJ	3*3555 Trap both sides PN
IS82R7035557DJ	3*3555 Trap both sides BR
IS82R7035559DJ	3*3555 Trap both sides SN
IS82R7040453DJ	3*4045 Trap both sides PN
IS82R7040457DJ	3*4045 Trap both sides BR
IS82R7040459DJ	3*4045 Trap both sides SN
IS82R7040503DJ	3*4050 Trap both sides PN
IS82R7040507DJ	3*4050 Trap both sides BR
IS82R7040509DJ	3*4050 Trap both sides SN
IS82R7040553DJ	3*4055 Trap both sides PN
IS82R7040557DJ	3*4055 Trap both sides BR
IS82R7040559DJ	3*4055 Trap both sides SN
IS82R7040603DJ	3*4060 Trap both sides PN
IS82R7040607DJ	3*4060 Trap both sides BR
IS82R7040609DJ	3*4060 Trap both sides SN
IS82R7045503DJ	3*4550 Trap both sides PN
IS82R7045507DJ	3*4550 Trap both sides BR
IS82R7045509DJ	3*4550 Trap both sides SN
IS82R7045553DJ	3*4555 Trap both sides PN
IS82R7045557DJ	3*4555 Trap both sides BR
IS82R7045559DJ	3*4555 Trap both sides SN

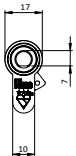
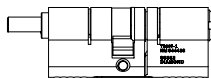
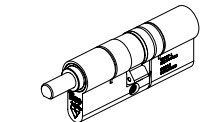


Cylinder with Turn Axle

External size side D

CODE

IS82R7635353J	3*cyl &axel trap ext side D-3535PN
IS82R7635359J	3*cyl &axel trap ext side D-3535SN
IS82R7635357J	3*cyl &axel trap ext side D-3535BR
IS82R7635403J	3*cyl &axel trap ext side D-3540PN
IS82R7635409J	3*cyl &axel trap ext side D-3540SN
IS82R7635407J	3*cyl &axel trap ext side D-3540BR
IS82R7640353J	3*cyl &axel trap ext side D4035PN
IS82R7640359J	3*cyl &axel trap ext side D-4035SN
IS82R7640357J	3*cyl &axel trap ext side D-4035BR
IS82R7635453J	3*cyl &axel trap ext side D-3545PN
IS82R7635459J	3*cyl &axel trap ext side D-3545SN
IS82R7635457J	3*cyl &axel trap ext side D-3545BR
IS82R7640403J	3*cyl &axel trap ext side D-4040PN
IS82R7640409J	3*cyl &axel trap ext side D-4040SN
IS82R7640407J	3*cyl &axel trap ext side D-4040BR
IS82R7645353J	3*cyl &axel trap ext side D-4535PN
IS82R7645359J	3*cyl &axel trap ext side D-4535SN
IS82R7645357J	3*cyl &axel trap ext side D-4535BR
IS82R7635503J	3*cyl &axel trap ext side D-3550PN
IS82R7635509J	3*cyl &axel trap ext side D-3550SN
IS82R7635507J	3*cyl &axel trap ext side D-3550BR
IS82R7640453J	3*cyl &axel trap ext side D-4045PN
IS82R7640459J	3*cyl &axel trap ext side D-4045SN
IS82R7640457J	3*cyl &axel trap ext side D-4045BR
IS82R7645403J	3*cyl &axel trap ext side D-4540PN
IS82R7645409J	3*cyl &axel trap ext side D-4540SN
IS82R7645407J	3*cyl &axel trap ext side D-4540BR
IS82R7650353J	3*cyl &axel trap ext side D-5035PN
IS82R7650359J	3*cyl &axel trap ext side D-5035SN
IS82R7650357J	3*cyl &axel trap ext side D-5035BR
IS82R7635553J	3*cyl &axel trap ext side D-3555PN



IS82R7635559J	3*cyl &axel trap ext side D-3555SN
IS82R7635557J	3*cyl &axel trap ext side D-3555BR
IS82R7655353J	3*cyl &axel trap ext side D-5535PN
IS82R7655359J	3*cyl &axel trap ext side D-5535SN
IS82R7655357J	3*cyl &axel trap ext side D-5535BR
IS82R7640503J	3*cyl &axel trap ext side D-4050PN
IS82R7640509J	3*cyl &axel trap ext side D-4050SN
IS82R7640507J	3*cyl &axel trap ext side D-4050BR
IS82R7645453J	3*cyl &axel trap ext side D-4545PN
IS82R7645459J	3*cyl &axel trap ext side D-4545SN
IS82R7645457J	3*cyl &axel trap ext side D-4545BR
IS82R7650403J	3*cyl &axel trap ext side D-5040PN
IS82R7650409J	3*cyl &axel trap ext side D-5040SN
IS82R7650407J	3*cyl &axel trap ext side D-5040BR
IS82R7640553J	3*cyl &axel trap ext side D-4055PN
IS82R7640559J	3*cyl &axel trap ext side D-4055SN
IS82R7640557J	3*cyl &axel trap ext side D-4055BR
IS82R7645503J	3*cyl &axel trap ext side D-4550PN
IS82R7645509J	3*cyl &axel trap ext side D-4550SN
IS82R7645507J	3*cyl &axel trap ext side D-4550BR
IS82R7650453J	3*cyl &axel trap ext side D-5045PN
IS82R7650459J	3*cyl &axel trap ext side D-5045SN
IS82R7650457J	3*cyl &axel trap ext side D-5045BR
IS82R7655403J	3*cyl &axel trap ext side D-5540PN
IS82R7655409J	3*cyl &axel trap ext side D-5540SN
IS82R7655407J	3*cyl &axel trap ext side D-5540BR
IS82R7645553J	3*cyl &axel trap ext side D-4555PN
IS82R7645559J	3*cyl &axel trap ext side D-4555SN
IS82R7645557J	3*cyl &axel trap ext side D-4555BR
IS82R7650503J	3*cyl &axel trap ext side D-5050PN
IS82R7650509J	3*cyl &axel trap ext side D-5050SN
IS82R7650507J	3*cyl &axel trap ext side D-5050BR
IS82R7655453J	3*cyl &axel trap ext side D-5545PN
IS82R7655459J	3*cyl &axel trap ext side D-5545SN
IS82R7655457J	3*cyl &axel trap ext side D-5545BR

Thumbturn Pieces

CODE

IS8219-TT3	POLISHED NICKEL
IS8219-TT7	POLISHED BRASS
IS8219-TT9	SATIN NICKEL
IS8229-TT3	POLISHED NICKEL
IS8229-TT7	POLISHED BRASS
IS8229-TT9	SATIN NICKEL
IS8289-TT3	POLISHED NICKEL
IS8289-TT7	POLISHED BRASS
IS8289-TT9	SATIN NICKEL
IS8259-TT3	POLISHED NICKEL
IS8259-TT7	POLISHED BRASS
IS8259-TT9	SATIN NICKEL

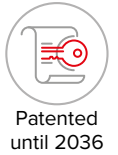
ALSO AVAILABLE:
SPECIAL RETAIL PRICE EACH FOR ORDERS ABOVE 20 PIECES
 M.O.Q PER LINE

POLISHED NICKEL POLISHED BRASS SATIN NICKEL

 <p>CONCAVE TURN</p>	 <p>IS8289-TT3</p>	 <p>IS8289-TT7</p>	 <p>IS8289-TT9</p>
 <p>OVAL TURN</p>	 <p>IS8219-TT3</p>	 <p>IS8219-TT7</p>	 <p>IS8219-TT9</p>
 <p>ROUND TURN</p>	 <p>IS8229-TT3</p>	 <p>IS8229-TT7</p>	 <p>IS8229-TT9</p>
 <p>FLAT TURN</p>	 <p>IS8259-TT3</p>	 <p>IS8259-TT7</p>	 <p>IS8259-TT9</p>

<h2>R700 S³</h2> <p>Keys & service charges</p>	IS020919.2U	R700 S3 Key Blank
	IS020919.2 DK	R700 S3 Differ Key
	IS020919.2 MK	R700 S3 Master Key
	IS-3STARR7KA	R700 S3 KA CHARGE
	IS-3STARR7MK	R700 S3 MK CHARGE

R500 SPI PATENTED



FINISH as standard:

- 9= Satin Nickel

ISEO Ultimate Access Technologies introduces the innovative R500 SPI locking system, which is designed and patented in accordance with the highest security standards.



CYLINDER Features:

- The cylinder is equipped with two elements that are located in one of the chambers: the Double Action Pin and the Special Top Pin. These two elements interact with the corresponding key.

KEY Features:

- The key of this system is based on a branded new profile and it is equipped with an innovative SPI pin, which is present on both sides of the key in the respective coding row. The pin SPI acts as an antiduplication device.
- In the R500 SPI system, the exclusive Special Pin Inserted design works together with specially shaped pins in the cylinder and cylinder body to give the system the highest level of security.
- After insertion, the key pin is able to lower the insertions of the cylinder and unlocks it.
- Differ, Master keyed or Keyed alike cylinders provided with 2 keys included.



EN1303 Classifications

Category of use	Key Strength & Cyclic Durability	Door Mass	Fire Resistance	Safety	Corrosion Resistance	Key Related Security	Attack Resistance
1	6	0	B	0	C	6	D

Master Keyed Service Charges are included on this Range

NEW For Summer 2024



IS8P09

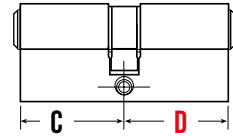


EURO PROFILE

11 PIN EURO PROFILE DOUBLE CYLINDERS

Finishes: ● 9= Satin Nickel.

Master Keying & Keyed Alike service charges are included



C	30	35	40	45	50	55	60	65	80
30	●	●	●	●	●	●	●	●	●
35		●	●	●	●	●	●	●	
40			●	●	●	●	●	●	
45				●		●	●	●	
50					●	●	●	●	

ALSO AVAILABLE:

REDUCED RETAIL PRICE EACH FOR ORDERS ABOVE 20 PIECES
M.O.Q PER LINE ORDER (INC 3 KEYS PER CYLINDER)

NEW

IS8P09

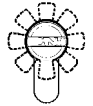
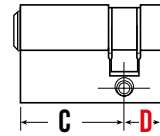


EURO PROFILE

11 PIN EURO PROFILE HALF CYLINDERS

Finishes: ● 9= Satin Nickel.

Master Keying & Keyed Alike service charges are included



8 Position Cam

D	30	35	40	45	50
10	●	●	●	●	●

ALSO AVAILABLE:

REDUCED RETAIL PRICE EACH FOR ORDERS ABOVE 20 PIECES
M.O.Q PER LINE ORDER (INC 3 KEYS PER CYLINDER)

NEW

IS8P19

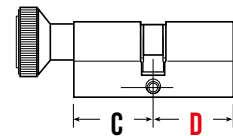


EURO PROFILE

11 PIN EURO PROFILE THUMBTURN CYLINDERS

Finishes: ● 9= Satin Nickel.

Master Keying & Keyed Alike service charges are included



off centre Din standard Cam

C	30	35	40	45	50	55	60	65	80
30	●	●	●	●	●	●	●	●	●
35	●	●	●	●	●	●	●	●	
40	●	●	●	●	●	●	●	●	
45	●	●	●	●		●	●	●	
50	●	●	●		●	●	●	●	
55	●	●	●	●		●	●	●	
60	●	●	●	●	●	●	●	●	
65	●	●		●		●	●	●	
80	●							●	

ALSO AVAILABLE:

REDUCED RETAIL PRICE EACH FOR ORDERS ABOVE 20 PIECES
M.O.Q PER LINE ORDER (INC 3 KEYS PER CYLINDER)

NEW

IS8P29

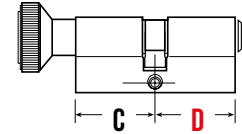


EURO PROFILE

11 PIN EURO PROFILE THUMBTURN CYLINDERS

Finishes: ● 9= Satin Nickel.

Master Keying & Keyed Alike service charges are included



off centre Din standard Cam

C	30	35	40	45	50	55	60	65	80
30	●	●	●	●	●	●	●	●	●
35	●	●	●	●	●	●	●	●	●
40	●	●	●	●	●	●	●	●	●
45	●	●	●	●	●	●	●	●	●
50	●	●	●	●	●	●	●	●	●
55	●	●	●	●	●	●	●	●	●
60	●	●	●	●	●	●	●	●	●
65	●	●	●	●	●	●	●	●	●
80	●	●	●	●	●	●	●	●	●

ALSO AVAILABLE:

REDUCED RETAIL PRICE EACH FOR ORDERS ABOVE 20 PIECES
M.O.Q PER LINE ORDER (INC 3 KEYS PER CYLINDER)

NEW

IS8P59

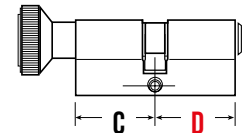


EURO PROFILE

11 PIN EURO PROFILE THUMBTURN CYLINDERS

Finishes: ● 9= Satin Nickel.

Master Keying & Keyed Alike service charges are included



off centre Din standard Cam

C	30	35	40	45	50	55	60	65	80
30	●	●	●	●	●	●	●	●	●
35	●	●	●	●	●	●	●	●	●
40	●	●	●	●	●	●	●	●	●
45	●	●	●	●	●	●	●	●	●
50	●	●	●	●	●	●	●	●	●
55	●	●	●	●	●	●	●	●	●
60	●	●	●	●	●	●	●	●	●
65	●	●	●	●	●	●	●	●	●
80	●	●	●	●	●	●	●	●	●

ALSO AVAILABLE:

REDUCED RETAIL PRICE EACH FOR ORDERS ABOVE 20 PIECES
M.O.Q PER LINE ORDER (INC 3 KEYS PER CYLINDER)

NEW

IS8P89

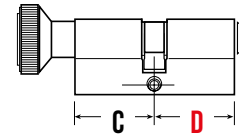


EURO PROFILE

11 PIN EURO PROFILE THUMBTURN CYLINDERS

Finishes: ● 9= Satin Nickel.

Master Keying & Keyed Alike service charges are included



off centre Din standard Cam

C	30	35	40	45	50	55	60	65	80
30	●	●	●	●	●	●	●	●	●
35	●	●	●	●	●	●	●	●	●
40	●	●	●	●	●	●	●	●	●
45	●	●	●	●	●	●	●	●	●
50	●	●	●	●	●	●	●	●	●
55	●	●	●	●	●	●	●	●	●
60	●	●	●	●	●	●	●	●	●
65	●	●	●	●	●	●	●	●	●
80	●	●	●	●	●	●	●	●	●

ALSO AVAILABLE:

REDUCED RETAIL PRICE EACH FOR ORDERS ABOVE 20 PIECES
M.O.Q PER LINE ORDER (INC 3 KEYS PER CYLINDER)

NEW

NEW

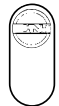
11 PIN SCANDINAVIAN PROFILE

Master Keying & Keyed Alike service charges are included



INTERNAL Scandinavian Profile cylinder
EXTERNAL Scandinavian Profile cylinder

IS8SR50A329
IS8SR50A329



off centre Din standard Cam

NEW

RIM CYLINDER WITH 2 KEYS

Master Keying & Keyed Alike service charges are included



IS87RY050859 Nickel

R500 SPI

Keys & service charges

IS-80RYR0000DK R500 SPI Differ Key Extra
IS-80RYR0000MK R500 SPI Master Key Extra

Pinning - Kits & Tools

- IS-003000 5 Pin Pinning Kit
- IS-003040 R6-R11 Pinning Kit
- IS-003031 F6-R6 Pinning Kit



- IS-003 101 Cylinder Support 5 Pin




- IS-003 102 Pin Loader 5 Pin




- IS-003 103 Plug Guide 5 Pin




- IS-003 104 Circlip Pliers All Product Ranges




- IS-003 105 Closing Pliers All Product Ranges




- IS-003 107 Key Gauge 5 Pin



- IS-003090 Pinning Jig R6/R11/R50 and F6



- IS-003 111 Euro Profile pinning blade
- IS-003 112 Oval Profile pinning blade



Pinning Components & Extra Keys

F5 5 Pin

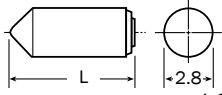
CIRCLIPS

Part No	Description	Quantity
003 7011	Steel Circlip (250pcs)	250
003 7001	Brass Circlip (250pcs)	250

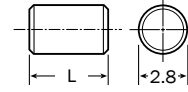


BOTTOM PINS

Part No	No	Length (L)	Quantity
003 2050	No 0	L = 5.0 mm	1,000
003 2054	No 1	L = 5.4 mm	1,000
003 2058	No 2	L = 5.8 mm	1,000
003 2062	No 3	L = 6.2 mm	1,000
003 2066	No 4	L = 6.6 mm	1,000
003 2070	No 5	L = 7.0 mm	1,000
003 2074	No 6	L = 7.4 mm	1,000
003 2078	No 7	L = 7.8 mm	1,000
003 2082	No 8	L = 8.2 mm	1,000



QUANTITY

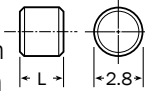


TOP PINS

003 3030	Small Standard for Padlocks	L = 3.0 mm	1,000
003 3050	Standard	L = 5.0 mm	1,000

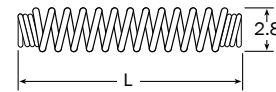
MASTER WAFERS

003 9008	No 2	L = 0.8 mm	1,000
003 9016	No 4	L = 1.6 mm	1,000
003 9024	No 6	L = 2.4 mm	1,000
003 9032	No 8	L = 3.2 mm	1,000



SPRINGS

003 8130	Brass	L = 13.0mm	1,000
----------	-------	------------	-------



R6 6 Pin

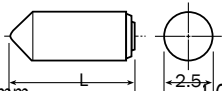
CIRCLIPS

003 7011	Steel Circlip (250pcs)	250
----------	------------------------	-----



BOTTOM PINS

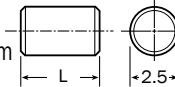
Part No	No	Length (L)	Quantity
003 2151	No 0	L = 5.1 mm	1,000
003 2156	No 1	L = 5.6 mm	1,000
003 2161	No 2	L = 6.1 mm	1,000
003 2166	No 3	L = 6.6 mm	1,000
003 2171	No 4	L = 7.1 mm	1,000
003 2176	No 5	L = 7.6 mm	1,000



QUANTITY

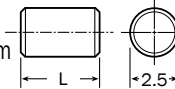
TOP PINS

003 3150	Standard	L = 5.0 mm	1,000
----------	----------	------------	-------



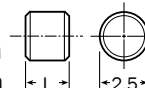
TOP PINS

003 4150	Mushroom	L = 5.0 mm	1,000
----------	----------	------------	-------



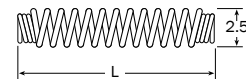
MASTER WAFERS

003 9110	No 2	L = 1.0 mm	1,000
003 9120	No 4	L = 2.0 mm	1,000



SPRINGS

003 8130	Brass	L = 13.0mm	1,000
----------	-------	------------	-------



FURTHER COMPONENTS

TEN TOOTH COG

IS-003271	Double Cylinder
IS-KN1175S	Thumbturn Version



Double Clutch Function CAM

IS-003222	35mm
IS-003220	30mm
Available on Double Cylinder only	



These functions can be included on assembled cylinders if required. Enquire for details



Security Escutcheon

IS-SSEDKC **TS007 2 STAR Security Escutcheon**
 (Please note: This product **cannot** be used with **R50** keys)

F6 Extra^S

Security Escutcheon



+



=

Premier Security Protection

F6 Extra^{S³}

Security Escutcheon



+



=

Supreme Security Protection

Key Blanks & Accessories

F5 5 Pin keys

020 259 Key Blanks For Euro & Oval Profile
Cylinders & Padlocks 45mm
020 409 Key Blanks For Roller Shutters
020 259DK F5 Differ Key
020 259MK F5 Master Key



F6 Extra Keys

020 609.U F6 Key Blank
020 609DK F6 Differ Key
020609MK F6 Plus Master Key



R6 keys

IS-020839.U R6 Key Blank (Key bow blank one side)
IS-020839DK R6 Differ Key
IS-020839MK R6 Master Key



R6 Plus keys

IS020819 SPECIAL
IS020819DK Differ Key

R11 Keys



020 9001 R11 Key Blank
020 9001DK R11 Differ Key
020 9001MK R11 Master Key



R50 Keys



020 9901DK R50 Differ Key
020 9901MK R50 Master Key

GENUINE R50 KEY BLANKS ARE
ONLY AVAILABLE TO REGISTERED
KEY CENTRES

R700 S³ Keys

IS020919.2U R700 S3 Key Blank
IS020919.2 DK R700 S3 Differ Key
IS020919.2 MK R700 S3 Master Key

F5 Key Identifiers



IS-8008EFSR Red
IS-8008EFSB Blue
IS-8008EFSY Yellow

F6 Extra Key Identifiers



IS-8004EFSR Red
IS-8004EFSB Blue
IS-8004EFSY Yellow

R6 R11 R50 R700 S³ Key Identifiers



IS-8004FSR Red
IS-8004FSB Blue
IS-8004FSY Yellow



R6 R700 S³ Key Caps

IS-044180 Nylon Blue Key Cap - Covered

ISEO Colours


(Special Order)*



Satin Chrome



Antique



Polished Nickel



Satin Brass



Matt Bronze



Satin Rose Gold



Polished Chrome



Matt Black

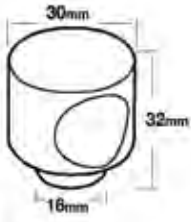
- 3 Star BSI (S³) are unsuitable for special order colour finishes. *Please enquire for details.
- Order using code **IS-SERVCOL** in addition to the regular product code.
- Lead time for colour finishes 4 to 6 weeks from the date of ordering, stating finish required.
- Please be aware that colours shown here are representative only, and M.Marcus Ltd., do not guarantee colour matches as finishes are designed to be 'scheme complimentary' in nature.
- For cylinder orders less than 20 pieces an additional delivery surcharge will be applicable.

Thumbturn Pieces

POLISHED NICKEL

POLISHED BRASS

SATIN NICKEL



IS8289-TT3



IS8289-TT7



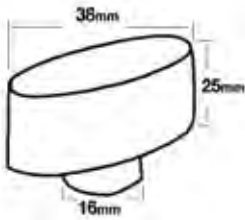
IS8289-TT9

CONCAVE TURN CODE

IS8289-TT3 Polished Nickel
 IS8289-TT7 Polished Brass
 IS8289-TT9 Satin Nickel

ALSO AVAILABLE:

SPECIAL RETAIL PRICE EACH FOR ORDERS ABOVE 20 PIECES
 M.O.Q PER LINE



IS8219-TT3



IS8219-TT7



IS8219-TT9

OVAL TURN CODE

IS8219-TT3 Polished Nickel
 IS8219-TT7 Polished Brass
 IS8219-TT9 Satin Nickel

ALSO AVAILABLE:

SPECIAL RETAIL PRICE EACH FOR ORDERS ABOVE 20 PIECES
 M.O.Q PER LINE



IS8229-TT3



IS8229-TT7



IS8229-TT9

ROUND TURN CODE

IS8229-TT3 Polished Nickel
 IS8229-TT7 Polished Brass
 IS8229-TT9 Satin Nickel

ALSO AVAILABLE:

SPECIAL RETAIL PRICE EACH FOR ORDERS ABOVE 20 PIECES
 M.O.Q PER LINE



IS8259-TT3



IS8259-TT7



IS8259-TT9

FLAT TURN CODE

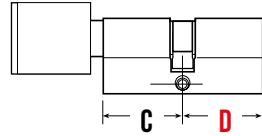
IS8229-TT3 Polished Nickel
 IS8229-TT7 Polished Brass
 IS8229-TT9 Satin Nickel

ALSO AVAILABLE:

SPECIAL RETAIL PRICE EACH FOR ORDERS ABOVE 20 PIECES
 M.O.Q PER LINE

Anti-Barrier Cylinder & Turn

Anti-Barrier Turn - Turn system which enables access from outside with a key, even when the turn is being held inside



INCLUDES 3 KEYS WITH CYLINDER TO DIFFER. 2 KEYS MASTER KEYED AND KEYED ALIKE



F5 C D

IS8244-	30	30	9
IS8244-	35	35	9
IS8244-	40	40	9

R6 C D

IS8844-	30	30	9
IS8844-	35	35	9
IS8844-	40	40	9

R11 C D

IS8944-	30	30	9
IS8944-	35	35	9
IS8944-	40	40	9

LIMITED STOCK

F6 Extra

IS82F644-	30	30	9
IS82F644-	35	35	9
IS82F644-	40	40	9


R50

IS8A44-	30	30	9
IS8A44-	35	35	9
IS8A44-	40	40	9

LIMITED STOCK

Thumbturn both sides

Prices available upon request



Cylinder pull

suitable for ISEO Rim Cyinders



IS-V930-PB Cylinder Pull
Polished Brass

IS-V930-SC Cylinder Pull
Satin Chrome

What is Master Keying?

- A master key system enables the owner/manager of a building (or group of buildings) to control the access rights of inhabitants and visitors to their property.
- Master key systems include the option of a master key which may allow access to every part of the property, while individuals may be issued with a key which allows them access to their own room/area, and shared areas of the building.
- Any building or group of buildings can be master keyed, from a basic system such as having a home secured all on one key, to the more complex systems where several buildings are secured on one master key, with each individual room also operating on an individual key.
- Master key systems are produced by software using mathematical algorithms to generate a set of cylinder pinning and key cutting information. The software calculates the system based on the data entered by your M. Marcus technical advisor in relation to the design of the suite. This is why it is so important that we get ALL of the relevant information about the suite before it is designed.
- Master Key systems are now calculated and generated within our Security Service centre in Dudley

Factors to be Considered

Master key systems are designed using mathematical algorithms, and no two sets of pinning will be the same. Therefore it may be possible to get the maximum 60000 differs from one suite, but only 50000 differs from another. This is because all suites are generated in the first instance from a master key biting combination. Some biting combinations will allow for more differs than others due to the number of odd/even cuts and the size of the steps between cuts.

Your first order for a master key suite may only call for a small number of cylinders, but as the building becomes extended or the room designations change, you may need to add more cylinders, or include the use of a common entrance. You may even need to add another building to operate under the same master key.

We would need to know these future plans (to the best of your knowledge) at the point of suite design, otherwise such extensions may not be possible.

The addition of subs and common entrances on your master key suite will decrease the maximum number of differs possible on the suite. Your Territory Manager or technical advisor at M. Marcus will be able to talk through the options with you on larger, more complex suites.*

* Common entrance cylinders contain more master wafers than a standard differ cylinder. They are also used more frequently in most instances. The increase in moving parts in each pin chamber, along with the additional use can result in common entrance cylinders needing to be maintained/replaced more frequently than a standard differ cylinder.

Important Information & key product facts

- We recommend that in order to maintain the smooth operation of your cylinder lock you lubricate from time to time using the following product (ISEO cylinders only): Interflon Finlube TF. There is no specific timed requirement for lubricating cylinders as atmospheric differences can vary from site to site. However, we recommend this particular lubricant be used should you feel that the cylinder operation is becoming less smooth.
- Master Keyed and Keyed Alike product lead time is generally 3-5 working days from the date of receipt of official purchase order.
- Additional keys/cylinders for previously manufactured systems will only be made upon receipt of a completed official letter of authority form, provided by M.Marcus Ltd, upon request. Where end users require alternative supply routes other than the originator.
- Although M.Marcus Ltd maintain a thorough and concise record of previous Master Key suites ordered for a maximum period of ten years from original date, we do not give a guarantee that suite extensions or additional cylinders/keys can be supplied after the original suite has been written.

Ordering your Cylinders

To order your cylinder please insert prefix code. For example: **IS8209**

followed by the size: **C** / **D**
35 35

and then the finish: 9 = Nickel, 7 = Brass

Resulting in an order code - for the **F5** Double Differ Cylinder 70mm in Nickel finish in this example:

IS8209-3535 9

If you then require a Masterkeyed version or Keyed Alike version: Please use the suffix **MK** or **KA**

Using the example code above that would give:

IS8209-3535 9 MK [Masterkeyed]

IS8209-3535 9 KA [Keyed Alike]

PANIC EXIT DEVICES

NO PANIC, NO BACTERIA, NO ADDITIONAL COST.

Anti
GERM



AntiGerm is an absolutely safe permanent antibacterial treatment which ISEO has decided to use on its range of Panic Exit Devices.

It is based on the slow and constant release of silver ions which penetrate the microbial organism and prevent its reproduction by attacking its DNA and finally inhibiting cellular respiration.

4.1 MILLION INFECTIONS IN EUROPEAN HOSPITALS

Infections in hospitals are often underestimated both from a medical and cultural point of view. Every year in Europe 4.1 million patients acquire an infection in hospitals.*

* Source: Sanità in Cifre, 23/02/2012

650+ BACTERIAL SPECIES

In a few minutes AntiGerm kills more than 650 viruses, molds, alga, mycosis and bacteria species (such as Legionella, Salmonella and MRSA) thanks to a continuous action 24 hours a day, 7 days a week reducing bacteria levels by 99%



ANTIGERM CERTIFICATION



INDEX TO RANGES

presented by



m. marcus
est. 1940

ISEO has an ability to integrate Italian high design and technical innovation into a range of emergency exit devices that are setting new standards in both design and performance.

ISEO offers, without compromise, a wide range of emergency exit hardware devices together with a choice of superior finishes to compliment the appearance of any project.

ISEO emergency exit devices endure rigorous testing to achieve the performance and fire resistance requirements of either BS EN1125 or BS EN 179 emergency exit devices as applicable.

ISEO emergency exit devices can be installed to most door material types by adding the relevant additional components found within the accessories section of this catalogue.


Page:

52 - 57




UK RANGE

58 - 61



PULLMAN RANGE

62 - 65




TOUCH RANGE

66 - 77




ENDUR4NCE RANGE

78 - 81



TRIM TRONIC (Electronic External Control)

82 - 85



TRIM ACCESS DEVICES

86 - 87



PUSH SIRENA

88 - 92



PANIC HARDWARE ACCESSORIES

93 - 100



BELVEDERE FOR GLASS DOORS

Applicable where you see these symbols



For use on fire doors



For use on escape doors



**CERTIFICATE OF APPROVAL
NO CF 5233**

Product certifications



OUR STANDARDS.

Warning

The field of application of these panic exit devices is limited to the following:

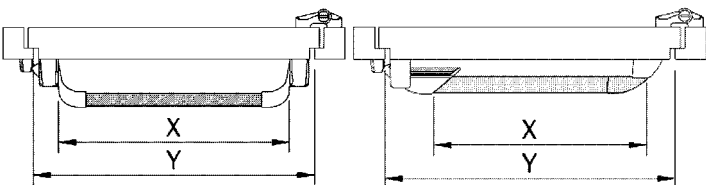
THE NEW 2008 EN179:2008 STANDARDS FOR PANIC EXIT & EMERGENCY DEVICES

Maximum door mass	Maximum door height	Maximum door width	Temperature interval
200 Kg	2520 mm	1320 mm	-10°C +60°C

The new standards do not oblige ISEO to introduce any further changes to its products, as they are already designed in total compliance with the new regulations which have been effective since January 1, 2009.

The limits indicated above are identified by EN1125 standard. ISEO Serrature declares that the performances of the devices and their accessories are in compliance with the requirements of the standard, for doors with mass max. 200 kg, height max. 3400 mm and width max. 1500 mm.

Dealers will be allowed to sell the products marked according to the old standards until stock exhaustion, without time limits.



ISEO dealers know they are selling products which fully complied with the standards before January 1, 2009, and for which only the mark has been changed.

The new certificates also show compliance of products with the previous mark.

Fig. 1

Fig. 1

The effective length (dimension X) of the bar shall be as near as possible to the effective width (dimension Y) of the door for which the device is intended, but never less than 60% (Fig.1)



Our products have also obtained the ICIM "P" voluntary certification which provides for further external testing to assert product quality.

The door leaves and frames must be made of a material with sufficient rigidity to ensure that any distortions that occur during use can not exceed 5 mm in any position. The device must be fitted to the door leaf using materials that guarantee a tensile strength for each screw of >1,5KN.

Products certifications

Iseo Serrature has been awarded by Warrington Certification Limited (WCL) the certificate of conformity with EN 1125:08 standard allowing to apply the CE mark on panic exit devices, compulsory from 01/04/2003.

ISEO panic exit devices have already obtained the Voluntary Product Certification by an independent organisation, ICIM, as provided for in EN 1125:08.

The ICIM voluntary certification establishes stricter requirements than the CE mark.

All the updated certificates can be downloaded from our web site: www.m-marcus.com

How to read the marking **EN 1125:2008**

Not suitable for fire/smoke doors	3	7	6	0	1	4	2	2	A	A
Suitable for fire/smoke doors	3	7	6	B	1	4	2	2	A	A
	Category of use	Durability	Test door mass	Suitability for use on fire/smoke resistant doors	Safety	Corrosion resistance	Security	Projection of device	Type of bar operation	Field of application
	1	2	3	4	5	6	7	8	9	10



Category of use.

There is only one category which refers to a high frequency of use where there is little incentive to exercise care, i. e. where there is a chance of an accident and misuse.

Durability.

There are two grades of durability:
 grade 6 = 100,000 operations
 grade 7 = 200,000 operations

Test door mass.

There are three door mass categories:
 grade 5 = up to 100 kg
 grade 6 = up to 200 kg
 grade 7 = over 200 kg

Suitability for use on fire/smoke resistant doors.

Three fire/smoke resistance categories:
 grade 0 = not suitable for fire/smoke resistant doors
 grade A = suitable for smoke resistant doors
 grade B = suitable for fire/smoke resistant doors

Safety.

There is only one category representing the maximum grade, since panic exit devices must ensure people's safety.

Corrosion resistance.

There are two categories as per prEN1670:
 grade 3 = 96 h (high resistance)
 grade 4 = 240 h (very high resistance)

Security.

Only one grade of security shall be used: the security requirements are secondary to those of safety.

Projection of device.

There are two categories:
 grade 1 = bar projection up to mm 150 (large projection)
 grade 2 = bar projection up to mm 100 (standard projection)

Type of bar operation.

There are two types of operations:
 A = panic exit device with "push-bar" operation
 B = panic exit device with "touch-bar" operation (Push-Bar)

Field of application.

There are three categories:
 A = single door, double door: active or inactive leaf
 B = single door only
 C = double door, inactive leaf only

For further information please refer to **EN1125:97+ A1:2001** standard.



ISEO Anti GERM
MADE IN ITALY

ISEO
MADE IN ITALY

UK RANGE

EMERGENCY EXIT DEVICE

Features

- CE marked
- Simple to install
- Easily reversible
- High usage - tested to 200,000 cycles
- Aesthetically pleasing design
- Rounded edges for safe usage
- Suitable for most door types
- Outside access device to be ordered separately

Classification

EN 1125:2008

3	7	6	B	1	4	2	2	B	A
---	---	---	---	---	---	---	---	---	---


EN 179:2008

3	7	6	A	1	4	4	2	A	B
---	---	---	---	---	---	---	---	---	---



For use on
escape doors





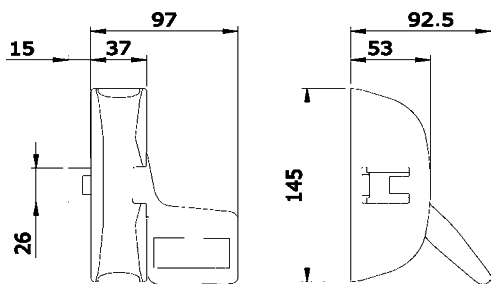
LATERAL FIXING



Push Pad Latch Emergency Exit Device

Ref: **IS946-1000705**

Finish: **Grey**



Standard
EN 179:2008
(see explanation opposite)


UK RANGE

- For use on single doors
- Suitable for most door types in accordance with EN179:2008
- Operated by means of push pad

Signage not included and must be ordered separately



Ref: **IS-XY0815-S**



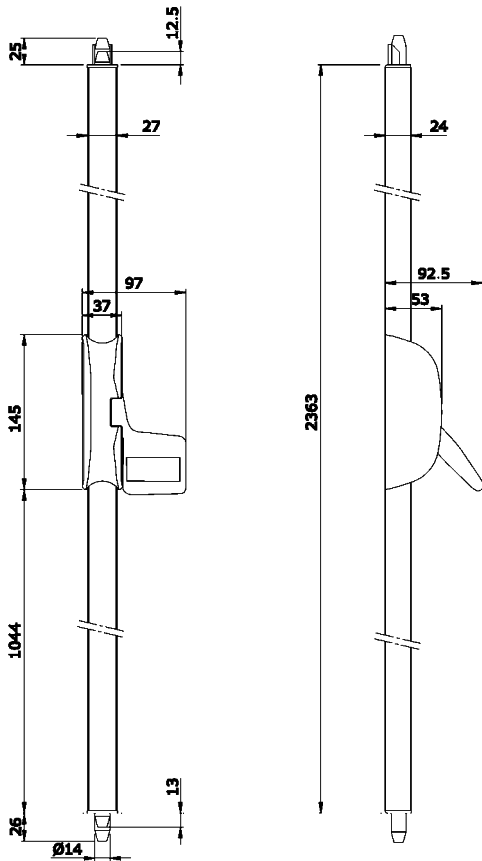
VERTICAL 2 POINT FIXING

Push Pad Bolt Emergency Exit Device

Ref: **IS947-2020704**

Finish: **Grey**

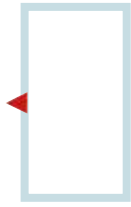
- For use on single doors
- Suitable for most door types in accordance with EN179:2008
- Rods and Covers to a maximum door height of 2400mm
- Operated by means of push pad
- Non-rebated double doors



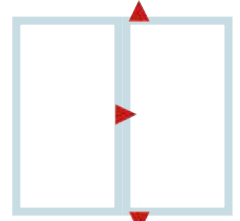
Standard

EN 179:2008

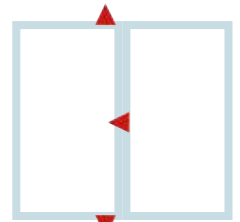
Emergency exit devices in compliance with standard EN 179 are conceived to be used where there is a very low probability for panic situations to happen, people are aware of the use of the emergency exit device and qualified for it. The aim of the standard requirements is mainly to ensure a reliable and safe evacuation through a door making use of the minimum effort, even though a prior knowledge of the door device might be necessary.



LATERAL FIXING



LATERAL/VERTICAL FIXING



LATERAL/VERTICAL FIXING

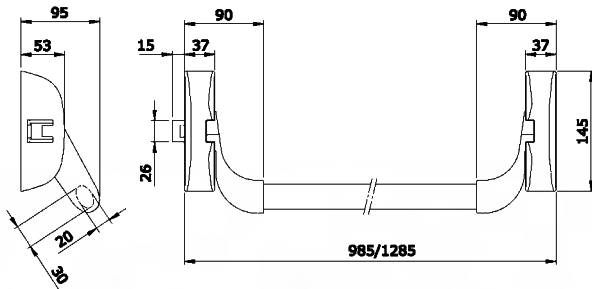


Reversible Panic Latch Emergency Exit Device

Ref: **IS941-1083775**

Finish: **Grey**

- For use on single doors, or as active leaf on double rebated door sets (See IS943-5083335 right)
- Bar supplied is 840 mm in width, For wider doors add bar IS945-923 (up to 1130 mm)
- Pre-set for manual hold open device
- Pre-set for micro switch
- EN-1125:2008



Rebated Double Door Package Emergency Exit Device

Ref: **IS943-5083775**

Finish: **Grey**

- For use on rebated door sets.
- For specifics refer to page 5
- EN-1125:2008



Signage not included and must be ordered separately



Ref: **IS-XY0815-S**



VERTICAL 2 POINT FIXING

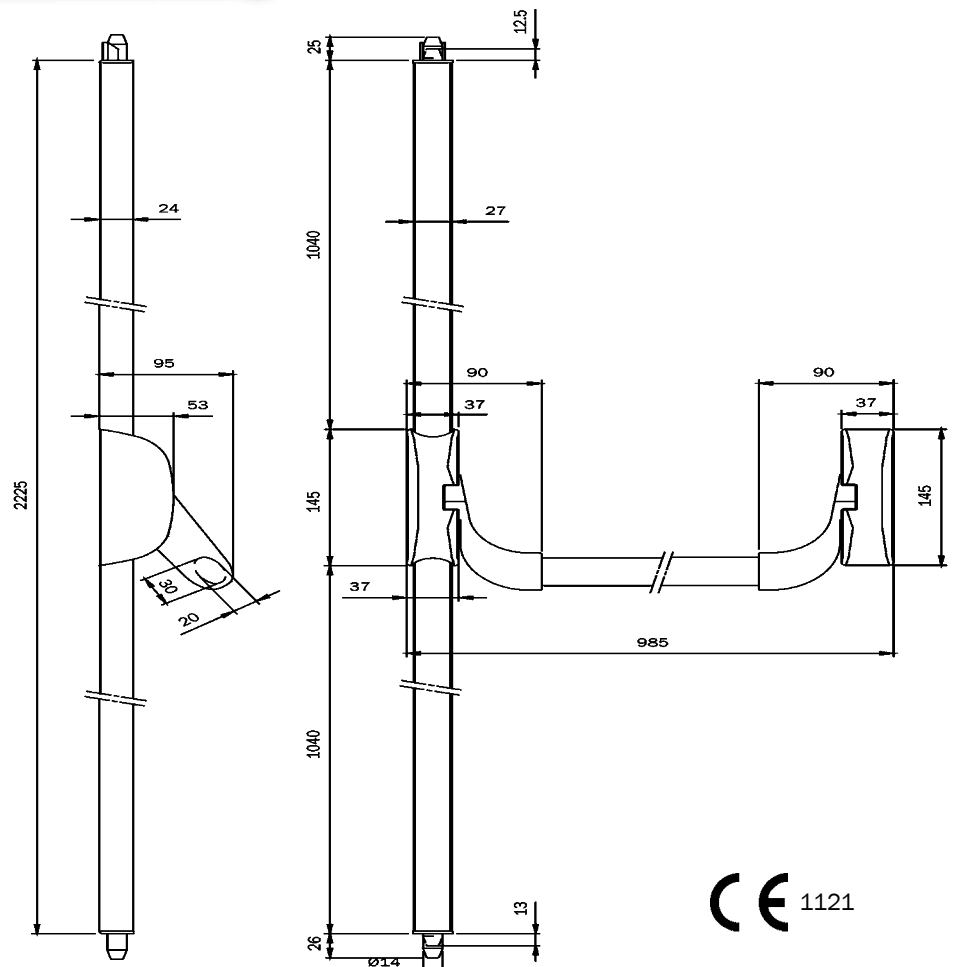


Vertical Panic Bolt Emergency Exit Device

Ref: **IS943-2083774**

Finish: **Grey**

- For use on single doors, or as passive leaf on double rebated door sets (See IS943-5083335 right)
- Bar supplied is 840mm in width, For wider doors add bar IS945-923 (up to 1130mm)
- Suitable for doors up to 2225mm high, for taller doors add rods and covers set, IS943-00303 (up to 3400mm)
- Anti - thrust
- 2 point locking for higher security
- Pre-set for manual hold open device
- Pre-set for micro switch
- EN-1125:2008





PULLMAN RANGE

EMERGENCY EXIT DEVICE

Features

- Anti – thrust
- Pre-set for manual hold open device
- Easily reversible
- Simple to install
- Pre-set for micro switch
- Attractive aesthetic design
- Rounded edges for safer usage
- No exposed moving parts
- Compatible with any ISEO external access device ORDERED SEPARATELY

Classification

EN 1125:2008

3	7	6	B	1	4	2	2	B	A
---	---	---	---	---	---	---	---	---	---

EN 179:2008

3	7	6	A	1	4	4	2	A	B
---	---	---	---	---	---	---	---	---	---



For use on
fire doors



For use on
escape doors





LATERAL FIXING



LATERAL TOP/MIDDLE/BOTTOM FIX

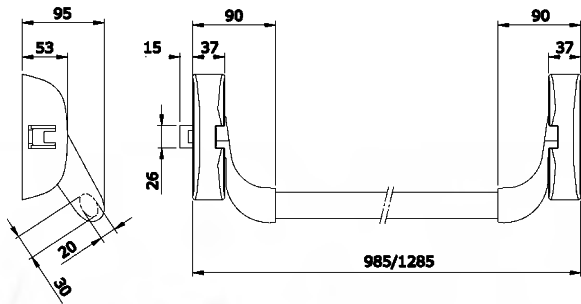


Single Panic Latch Emergency Exit Device

Ref: **IS941-4113774**

Finish: **Grey**

- For use on single doors,
or as active leaf on double rebated door sets
- EN-1125:2008



3 Point Lateral Side Latching Emergency Exit Device

Ref: **IS941-6113774**

Finish: **Grey**

Dimensions as Diagram 1 except side latching top and bottom (see Diagram 2)

- For use on single doors only
- Suitable for doors up to 2256mm in height
for taller doors add rods and covers set
IS941-00303 (up to 3400mm)
- EN-1125:2008

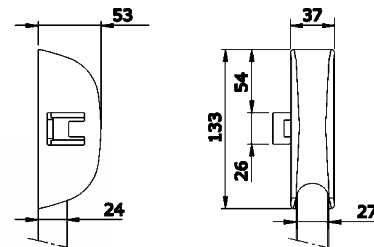


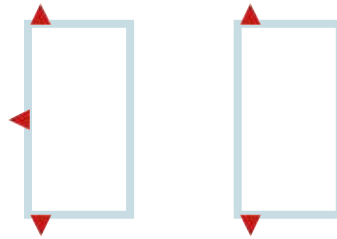
Diagram: 2



Signage not included and must be ordered separately



Ref: **IS-XY0815-S**



LATERAL AND VERTICAL FIXING VERTICAL 2 POINT FIXING



3 Point Vertical Emergency Exit Device

Ref: **IS941-3113774**

Finish: **Grey**

- For use on single doors, or as passive leaf on double rebated door sets
- Suitable for doors up to 2245mm in height, for taller doors add rods and covers set, IS941-00303 (up to 3400mm)
- Can be modified to two point latch
- EN-1125:2008

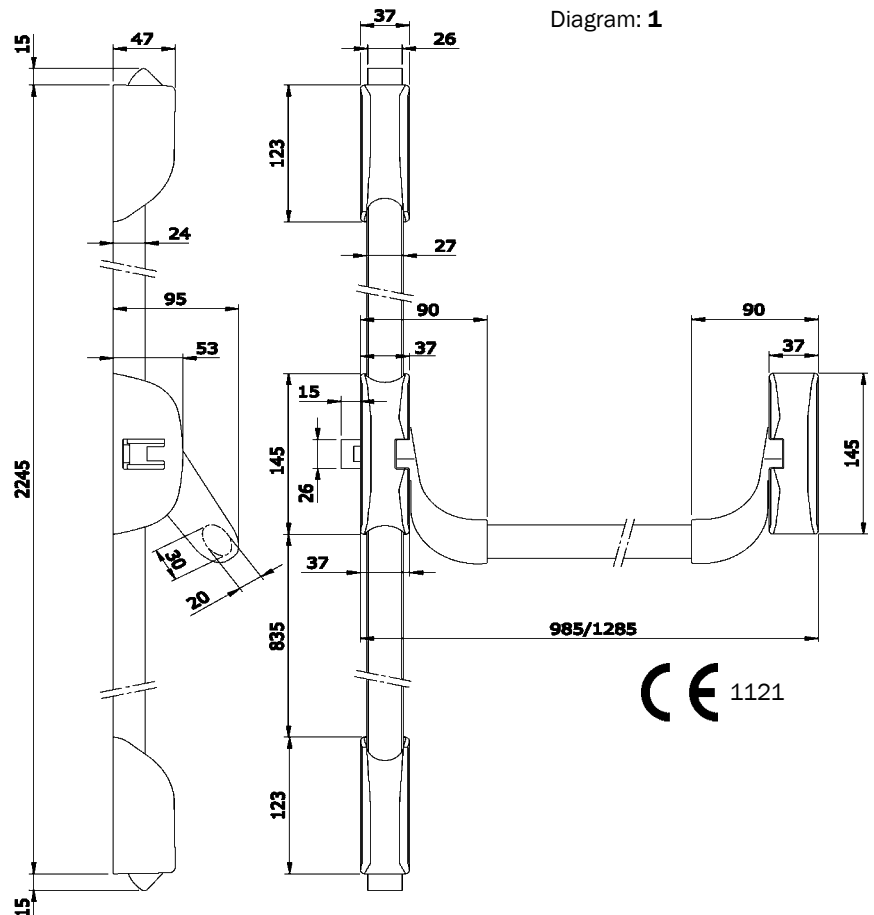
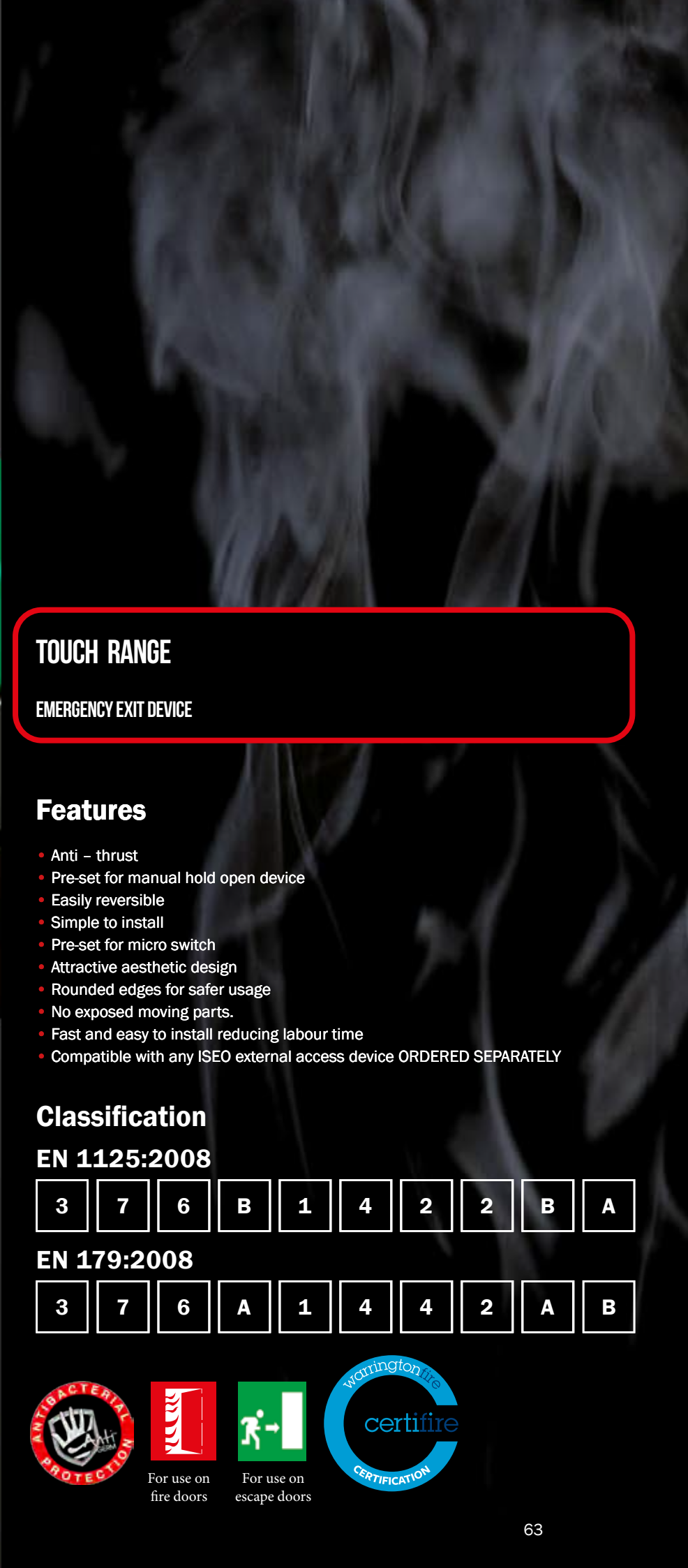


Diagram: 1





TOUCH RANGE

EMERGENCY EXIT DEVICE

Features

- Anti – thrust
- Pre-set for manual hold open device
- Easily reversible
- Simple to install
- Pre-set for micro switch
- Attractive aesthetic design
- Rounded edges for safer usage
- No exposed moving parts.
- Fast and easy to install reducing labour time
- Compatible with any ISEO external access device ORDERED SEPARATELY

Classification

EN 1125:2008

3	7	6	B	1	4	2	2	B	A
---	---	---	---	---	---	---	---	---	---

EN 179:2008

3	7	6	A	1	4	4	2	A	B
---	---	---	---	---	---	---	---	---	---



For use on
fire doors



For use on
escape doors





LATERAL FIXING

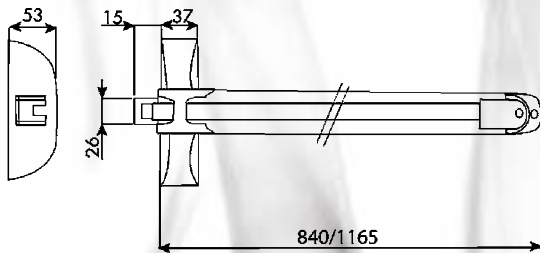


Single Panic Latch

Ref: **IS942-41175VT**

Finish: **BLACK/GREEN**

- For use on single doors, or as active leaf on double rebated door sets.
- Bar supplied at 1165mm width, can be shortened to 330mm
- EN-1125:2008

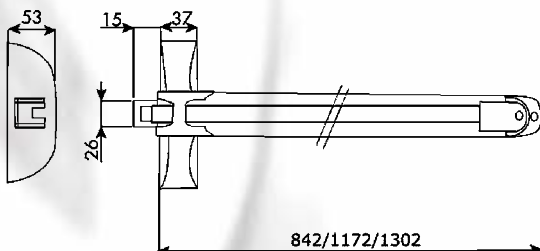


Single Panic Latch

Ref: **IS942-413058T**

Finish: **Black/Red**


- For use on single doors, or as active leaf on double rebated door sets.
- Bar supplied at 1300mm width, can be shortened to 330mm
- EN-1125:2008



Signage not included and must be ordered separately




Ref: **IS-XY0815-S**



LATERAL AND VERTICAL FIXING



VERTICAL 2 POINT FIXING

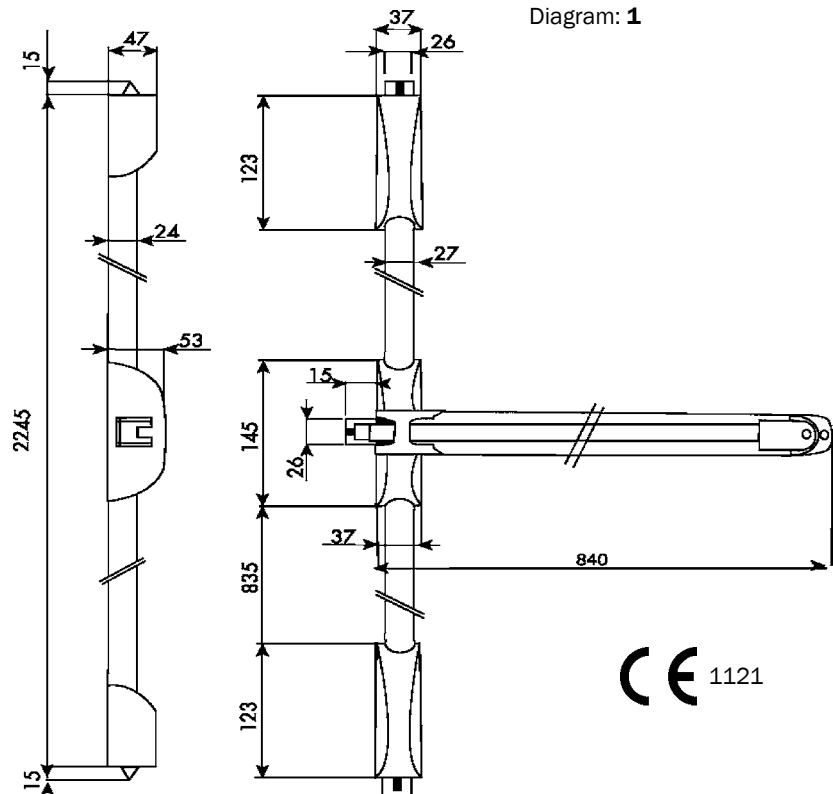


3 Point Vertical Emergency Exit Device

Ref: **IS942-30845VT**

Finish: **Black/Green**

- For use on single doors, or as passive leaf on double rebated door sets
- Bar supplied at 840mm width, can be shortened to 330mm
- Suitable for doors up to 2245mm in height, for taller doors add rods and covers set, IS941-00305 (up to 3400mm)
- EN-1125:2008





The **ENDUR4NCE** finish combined with the **ANTIGERM** anti-bacterial treatment makes ISEO panic exit devices ideal for installation in particularly corrosive environmental conditions, in public facilities and for all applications where hygiene and safeguarding health are fundamental prerequisites, such as: hospitals, clinics, nursing homes, crèches and nursery schools.

The superior corrosion resistance of the visible components of ISEO rim type panic exit devices is matched by the latches in stainless steel, while the self-locking systems on all latches increases burglary resistance.

ENDUR4NCE RANGE

EMERGENCY EXIT DEVICE

Features

ENDUR4NCE has been developed in response to the need to give panic exit devices a durable surface finish. Conceived by ISEO, this finish has an attractive metal-like appearance and is extremely hard-wearing.

The ENDUR4NCE finish is applied in a 3-step process:

- With a CROMITATE PRIMER layer
- An initial layer of powder coat paint
- A second coat of liquid based paint combined with the ANTIGERM permanent antibacterial treatment

In-house testing conducted in compliance with the standard UNI EN 1670 demonstrate the excellent performance of this finish, which resists up to 1000 hours of neutral salt spray (NSS) corrosion testing.

Classification

EN 1125:2008

3	7	6	B	1	4	2	2	A	A
---	---	---	---	---	---	---	---	---	---

EN 179:2008

3	7	6	A	1	4	4	2	A	B
---	---	---	---	---	---	---	---	---	---



For use on fire doors



For use on escape doors





ENDUR4NCE RIM TYPE

ISEO presents ENDUR4NCE, a new highly durable finish **available for both Push and Touch versions of ISEO panic exit devices.**

ENDUR4NCE is enriched by the AntiGerm* treatment. The long-lasting anti-bacterial action of this treatment ensures all-round safety and protection in any environment.

The ISEO range of rim type panic exit devices is modular and includes versions with one, two or three latching points.

All ISEO panic devices are conceived, designed and manufactured in Italy: offering yet another guarantee of superlative quality.

AVAILABLE FOR:

- TOUCH
- PULLMAN



ENDUR4NCE MORTICE TYPE EASY EXIT-EMOTION EXIT

Panic exit devices with the ENDUR4NCE finish may be used with the mechanical and electromechanical automatic locks of the Multiblindo Exit** range. This means that the durability, resilience and elegance of ENDUR4NCE is combined with the security guaranteed by the locks, in a single ISEO system.

** See Multiblindo brochure for more information.



AVAILABLE FOR:

- PRO-EXIT

ENDUR4NCE

FIRE RESISTANT MORTICE TYPE

ENDUR4NCE is synonymous with durability, even in particularly corrosive environmental conditions and in high traffic locations.

ENDUR4NCE also stands for strength and elegance. Installing panic exit devices with this new finish lends a touch of harmony and style to any environment, even the most elegant.

The distinctive visual appearance of this finish also contributes to accentuating the sense of robustness and safety of the door itself.



AVAILABLE FOR:

- INFILARE
- TOUCH INFILARE
- PALMO

Signage not included and must be ordered separately



Ref: **IS-XY0815-S**



Code

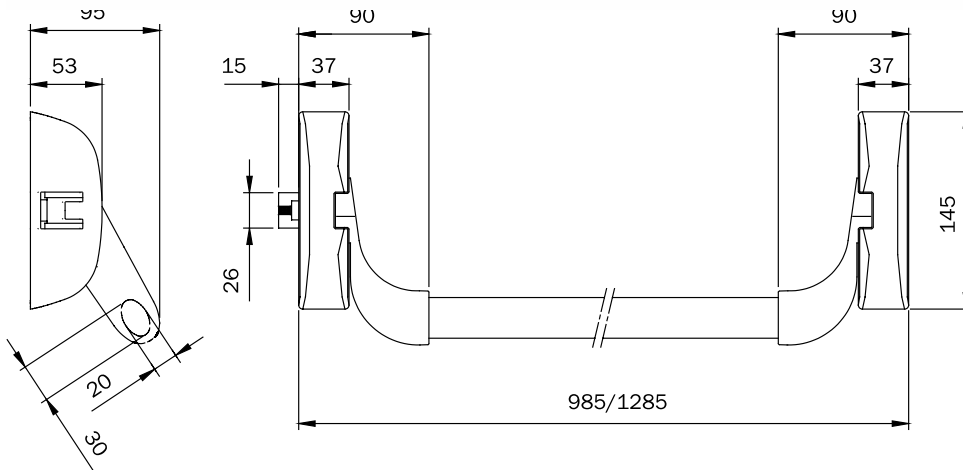
Retail Price



PULLMAN ENDUR4NCE



* Central Bar to be ordered separately. See page 61 (opposite) - Item **IS945-92R** (or **-93R**)



ENDUR4NCE Exit modular central mechanism

IS941-4000R04

YES

Before installation on fire/smoke resistant doors please check the compatibility of the accessories.

Signage not included and must be ordered separately



Ref: **IS-XY0815-S**



Code

Retail Price

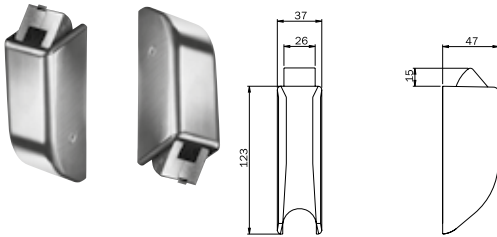


Accessories ENDUR4NCE finish

Pair of latches with **ENDUR4NCE** finish for **PULLMAN** and **TOUCH** panic exit devices. Top/bottom vertical locking. Self-locking stainless steel latch suitable for fire resistant doors. Supplied with keeps. Fixing screws.

IS941-0201R04

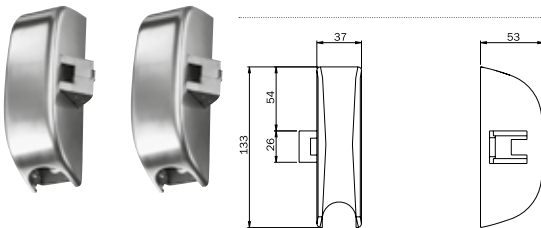
YES



Pair of latches with **ENDUR4NCE** finish for **PULLMAN** and **TOUCH** panic exit devices. Vertical locking. Self-locking stainless steel latch suitable for fire resistant doors. Supplied with keeps. Fixing screws.

IS941-0203R04

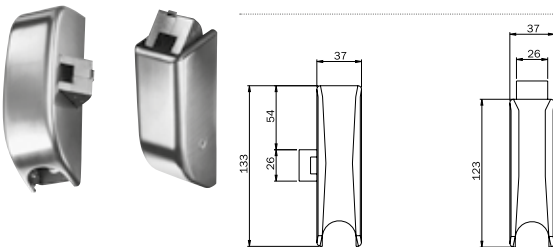
YES



Pair of latches with **ENDUR4NCE** finish for **PULLMAN** and **TOUCH** panic exit devices. Vertical locking. Self-locking stainless steel latch suitable for fire resistant doors. Supplied with keeps. Fixing screws.

IS941-0204R04

YES



ENDUR4NCE finish rods and covers for **PULLMAN** and **TOUCH**. One keep for two wings, without spacers. **Cap for pushbar lateral latch.**



For doors with maximum height 2400mm

IS941-0020R

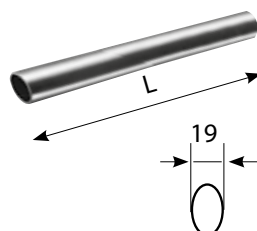
YES

For doors with maximum height 3400mm

IS941-0030R

YES

ENDUR4NCE finish **horizontal** oval bar for exit devices **PULLMAN** only.



Length 1130mm

IS945-92R

YES

Length 1330mm

IS945-93R

YES

PULLMAN ENDUR4NCE : application scheme for single leaf doors

IS941-4000R04	●	●	●	●	●	●	●
IS941-0201R04		●			●		
IS941-0204R04				●			●
IS941-0203R04			●			●	
IS945-92R L IS945-93R L	* ●	* ●	* ●	* ●	* ●	* ●	* ●
IS941-0020R IS941-0030R		* ●	* ●	* ●	* ●	* ●	* ●
IS-568000R	○		○ ○	○ ○		○ ○ ○	
IS940-1100RT IS940-2100RT	* ○	* ○	* ○	* ○	* ○	* ○	* ○
IS940-9130RE	○	○	○	○	○	○	○
IS941-00060	○	○	○	○	○	○	○
IS941-00070	○	○	○	○	○	○	○

- = Necessary items (● ● = 2 pcs, ● ● ● = 3 pcs)
- * = Choose one item only
- = Optional items (○ ○ = 2 pcs, ○ ○ ○ = 3 pcs)

PULLMAN ENDUR4NCE : application scheme for double doors

IS941-4000R04	● ●	● ●	● ●	● ●
IS941-0201R04	●	●	●	● ●
IS941-0204R04				
IS941-0203R04		●	●	
IS945-92R L IS945-93R L	* ● ●	* ● ●	* ● ●	* ● ●
IS941-0020R IS941-0030R	* ●	* ● ●	* ● ●	* ● ●
IS-56800R	△	△ △	△ △ △	
IS940-1100RT IS940-2100RT	* ○	* ○	* ○	* ○
IS940-9130RE				
IS941-00060	○ ○	○ ○	○ ○	○ ○
IS941-00070	○ ○	○ ○	○ ○	○ ○

● = Necessary items (● ● = 2 pcs, ● ● ● = 3 pcs)

* = Choose one item only

○ = Optional items (○ ○ = 2 pcs, ○ ○ ○ = 3 pcs)

△ = The type of installation depends on the door frame

(△ △ = 2 pcs, △ △ △ = 3 pcs)

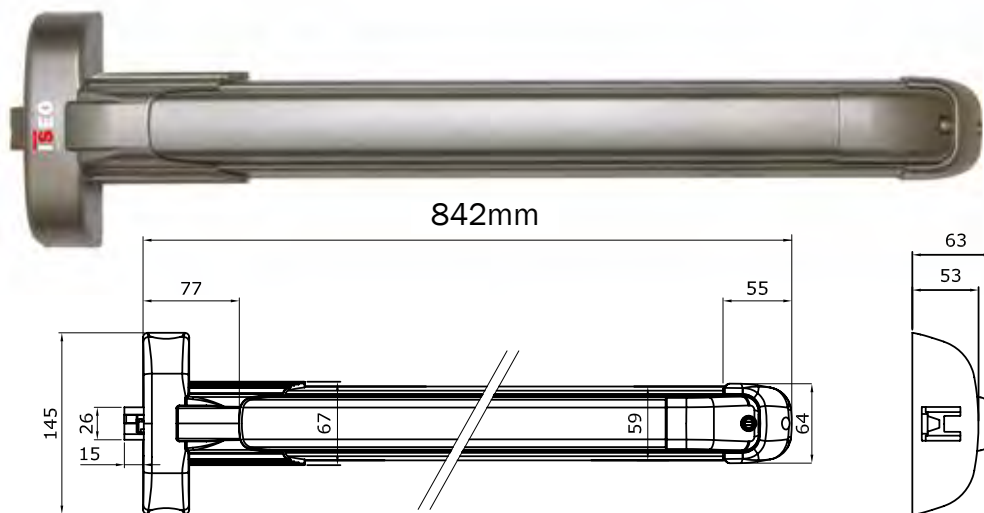


Code

Retail Price



TOUCH ENDUR4NCE



Modular **TOUCH** Bar **842mm**

IS942-4084RRT

YES

WHITE AND METAL GREY ON REQUEST

Before installation on fire/smoke resistant doors, please check the compatibility of the accessories.

Signage not included and must be ordered separately



Ref: **IS-XY0815-S**



Ext TRIM lever **ENDUR4NCE** F5

IS940-1100RT

YES



CE
1121

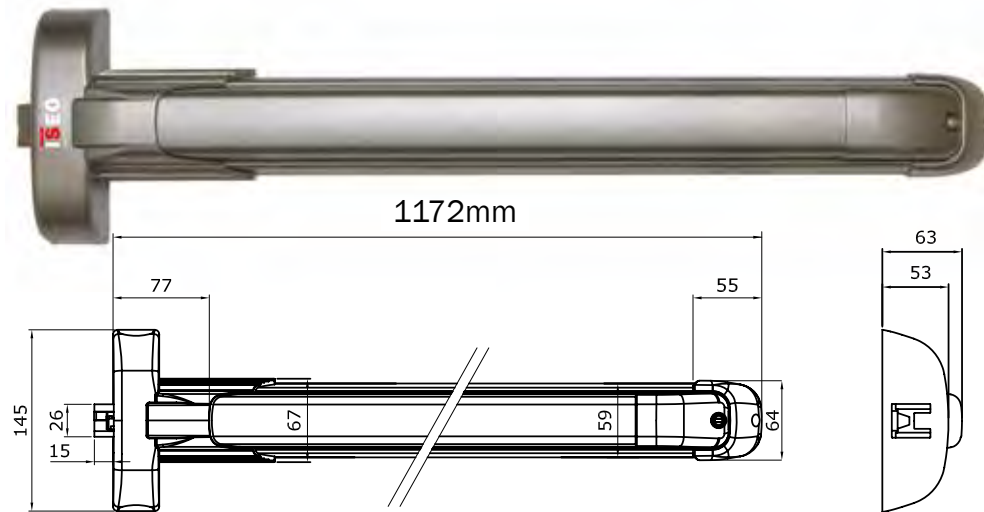


Code

Retail Price



TOUCH ENDUR4NCE



Modular **TOUCH** Bar **1172mm**

IS942-4117RRT

YES

WHITE AND METAL GREY ON REQUEST

Before installation on fire/smoke resistant doors, please check the compatibility of the accessories.

Signage not included and must be ordered separately



Ref: **IS-XY0815-S**



Ext TRIM lever **ENDUR4NCE** F5

IS940-1100RT

YES

TOUCH ENDUR4NCE : application scheme for single leaf doors

IS942-***RRT	●	●	●	●	●	●	●	●
IS941-0201R04		●			●			
IS941-0204R04				●				●
IS941-0203R04			●			●		
IS941-0020R IS941-0030R		* ●	* ●	* ●	* ●	* ●	* ●	* ●
IS940-1100RT IS940-2100R	* ○	* ○	* ○	* ○	* ○	* ○	* ○	* ○
IS940-9130RE								
IS-568000R	○		○ ○	○ ○		○ ○ ○	○ ○ ○	
IS942-00060	○	○	○	○	○	○	○	
IS941-00040	○	○	○	○	○	○	○	
IS941-00050		○ ○	○ ○	○ ○	○ ○	○ ○	○ ○	

● = Necessary items (● ● = 2 pcs, ● ● ● = 3 pcs)

* = Choose one item only

○ = Optional items (○ ○ = 2 pcs, ○ ○ ○ = 3 pcs)

TOUCH ENDUR4NCE : application scheme for double doors

IS942-***RRT	● ●	● ●	● ●	● ●
IS941-0201R04	●	●	●	● ●
IS941-0204R04				
IS941-0203R04		●	●	
IS941-0020R IS941-0030R	* ●	* ● ●	* ● ●	* ● ●
IS940-1100RT IS940-2100R	* ○	* ○	* ○	* ○
IS940-9130RE				
IS-568000R	△	△△	△△△	
IS942-00060	○ ○	○ ○	○ ○	○ ○
IS941-00040	○ ○	○ ○	○ ○	○ ○
IS941-00050	○ ○	○ ○ ○ ○	○ ○ ○ ○	○ ○ ○ ○

● = Necessary items (● ● = 2 pcs, ● ● ● = 3 pcs)

* = Choose one item only

○ = Optional items (○ ○ = 2 pcs, ○ ○ ○ = 3 pcs)

△ = The type of installation depends on the door frame (△△ = 2 pcs, △△△ = 3 pcs)



*IPX5 = PROTECTION AGAINST WATER SPRAY

TRIM-TRONIC

ELECTRONIC EXTERNAL CONTROL FOR PANIC EXIT DEVICES
WITH ACCESS CONTROL FUNCTION

FUNCTIONS & TECHNICAL CHARACTERISTICS

- Usable with ISEO mechanical rim lock panic exit bars with 1, 2 and 3 latch points (including at top and/or bottom of door).
- Reversible: may be installed on both right and left handed doors.
- Handle enabled temporarily with an remote electrical control signal (button 1):
 - pulses shorter than 6 seconds in duration enable the handle for 6 seconds;
 - pulses longer than 6 seconds in duration enable the handle for the entire duration of the pulse.
- The handle may also be enabled by inserting, turning and removing the mechanical key.
- An electrical control (button 2) may be used to disable use of the mechanical key until the next time the lock is opened electrically (with button 1).
- As well as supplying the unit with power, the power cable with connector may also be used to transmit and receive remote signals for illuminated signage and for the door aperture and key disable functions.
- Power: 12 V DC, maximum current absorption 2A



Trim-Tronic



ELECTRONIC EXTERNAL
CONTROL FOR PANIC
EXIT DEVICES WITH
ACCESS CONTROL
FUNCTION

Trim-Tronic may replace any ISEO external mechanical control, and is an innovative solution that offers access control functionality from the outside of the door while retaining panic exit functionality on the interior side. The unit may be activated electronically from an internal or external remote control system, such as a push-button panel, digicode panels, badge reader etc., in which case the control only allows access for a preset period of time.

Trim-Tronic may also be used with a key and handle, like a conventional external control, and also features a remote key disable function. If required, a non-removable key function may be configured during installation of the control. The handle of the Trim-Tronic control also includes a vandal protection system.





The **Trim-Tronic** external control has been designed in compliance with the standards EN 1125 and EN 179 to be used in conjunction with all rim lock ISEO panic exit and emergency devices, in all door, lock and latch point configurations, and may be installed easily on any type of door (aluminium, PVC, wood etc.).

INSTALLATION IN OUTDOOR APPLICATIONS

With a **protection rating of IPX5*** (casing offering protection against water spray). The **Trim-Tronic** control is also suitable for outdoor applications.

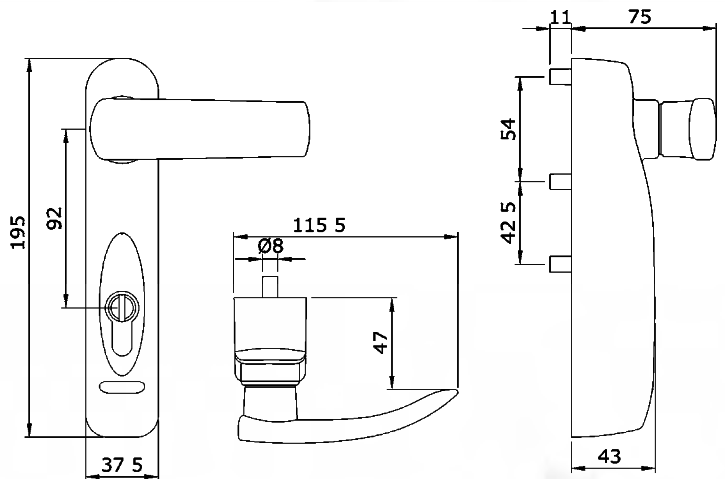
THE STATUS OF THE TRIM-TRONIC CONTROL IS INDICATED AS FOLLOWS:

- **Flashing green LED:** handle temporarily enabled
- **Green LED lit steadily:** handle opened with mechanical key
- **Red LED lit steadily:** handle not enabled

Trim-Tronic

Ref: **IS940-91305E**

Finish: **Black**



*Explanation of IP protection rating:



The IP (International Protection) rating is a convention defined by the standard EN 60529 (adopted and implemented by CEI as the standard CEI 70-1) to identify the degree of protection of the outer casings of electrical and electronic devices (with rated voltages up to 72.5kV) against intrusion by solid objects or liquids.

The prefix IP is followed by two characters.

X5 = Protection against water spray

Water sprays from all directions and produced by nozzles with a diameter of 6.3 mm must not cause any harmful effects.

- Test duration: 1 [min] per square meter, for at least 3 [min]
- Water flow rate: 12.5 [l/min]
- Water pressure: 100 [kPa] at a distance of 3 [m]





TRIM ACCESS DEVICES

FOR PANIC HARDWARE

Features

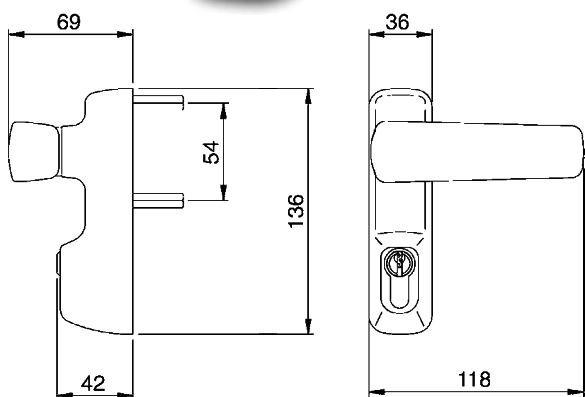
- All compatible with any ISEO Panic Exit Devices featured within this publication
- High durability tested
- Aesthetically designed



Lever Handle With 5 Pin Single Cylinder

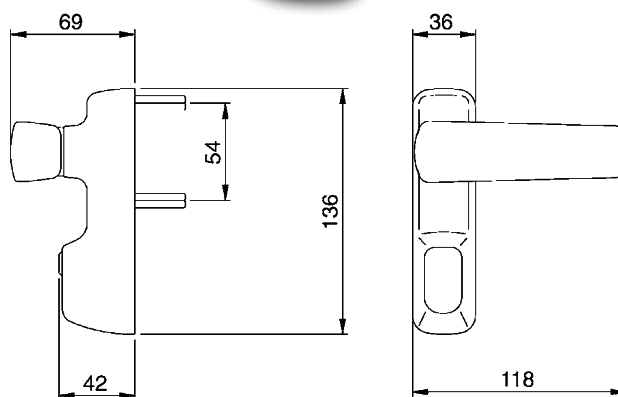
- Ref: **IS940-11007** - GREY
- Ref: **IS940-11005** - BLACK
- Ref: **IS940-1100RT** - ENDUR4NCE

- Can be used with any 40mm euro single cylinder
- Lever fitted with Anti-Vandalism feature



Lever Handle Without Cylinder

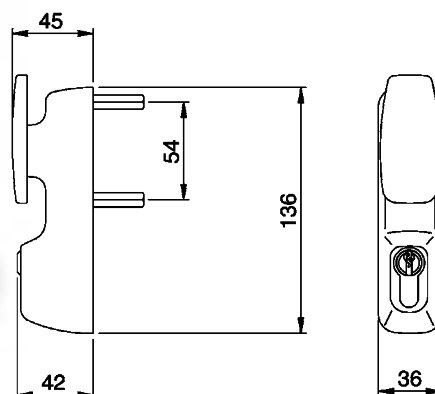
- Ref: **IS940-14007** - GREY
- Ref: **IS940-14005** - BLACK



Vertical Lever Handle With 5 Pin Cylinder

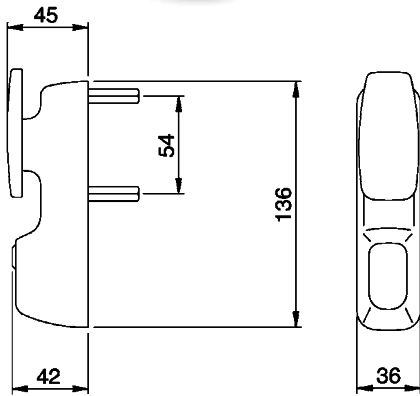
- Ref: **IS940-12007** - GREY
- Ref: **IS940-12005** - BLACK

- Can be used with any 40mm euro single cylinder



Vertical Lever Handle Without Cylinder

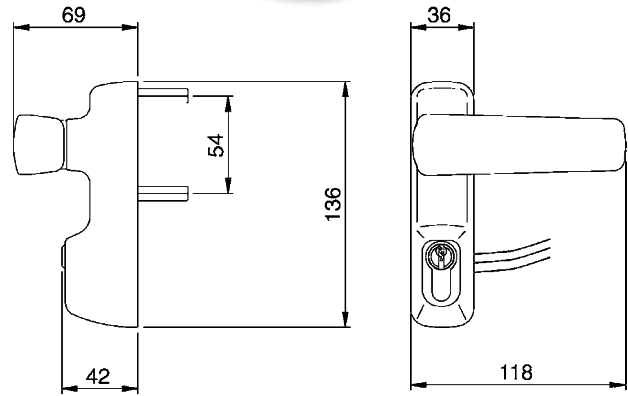
Ref: **IS940-15007 - GREY**
Ref: **IS940-15005 - BLACK**



Lever Handle With 5 Pin Cylinder & Micro Switch

Ref: **IS940-11017T - GREY**
Ref: **IS940-11015T - BLACK**

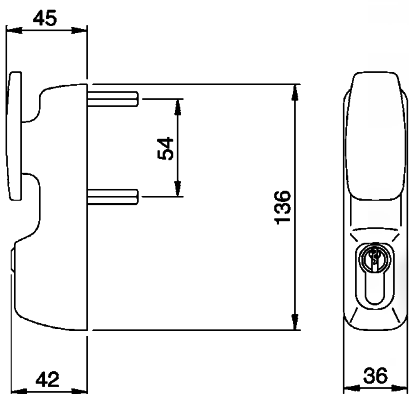
- Can be used with any 40mm euro single cylinder
- Lever fitted with Anti-Vandalism feature
- Lever fitted with Microswitch



FIXED Knob With 5 Pin Cylinder

Ref: **IS940-13007 - GREY**
Ref: **IS940-13005 - BLACK**

- Can be used with any 40mm euro single cylinder
- Fixed lever design
- Requires key after every action



Signage not included and must be ordered separately



Ref: IS-XY0815-S



Escape routes represent a guarantee for people's safety in case of fire or emergency. Yet, they are always critical points for the security of the buildings and the goods they contain. If not adequately monitored, they become the ideal way for intruders to walk in and out. Push Sirena by ISEO offers the solution to these problems.

No need for complex and expensive alarm systems on your door. Push Sirena is installed as a traditional panic exit device but has an acoustic alarm: when it is activated, it immediately detects any unauthorized opening of the escape route door. Therefore, it represents the ideal solution for shops, small warehouses and all places where escape routes need constant monitoring.

Through a selector operated by a key half-cylinder the user can program the functions and choose the device status, namely: ON, OFF and BREAK (courtesy function allowing exit without triggering the alarm). If the bar is pressed and the alarm is ON, the powerful siren emits a strong acoustic signal (90dB). The device LEDs show the current status as well as the battery status.

To order Push Sirena use the following order codes:

Sirena Attachment Grey : IS942-00093

Sirena Attachment Black : IS942-00095

Please note that ISEO Touch Bar is ordered separately

Device Status (Key operated)

- **OFF:**
the bar can be pressed without triggering the alarm.
- **ON:**
the alarm, both acoustic and visual, comes into operation when the bar is pressed.
- **Break or courtesy function:**
a temporary status (5 sec.) within the ON status allowing exit without triggering the alarm.
- **Ongoing alarm:**
when the alarm is ON and the bar is pressed, the device emits a strong acoustic signal and a red LED flashes.

PUSH SIRENA

ALARMED PERMANENT SECURITY FOR PUBLIC SPACES

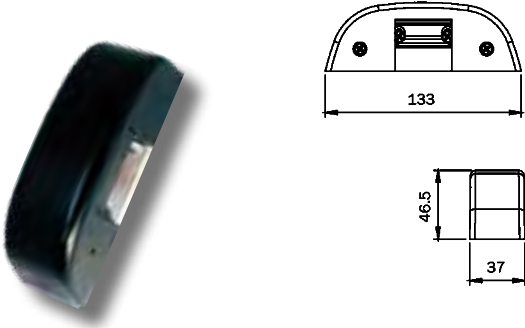
- Courtesy function allowing exit without alarm.
- Alarm reset by key only.
- Acoustic and LED signals showing the device and battery status.
- Powered by 2 AA alkaline batteries (over 2 years of life without alarms).
- 3-level battery charge indicator allowing scheduled replacement.
- Selector compatible with European half-cylinders (size 30+10 with 8-position DIN cam).



PANIC HARDWARE ACCESSORIES

Electric Strike

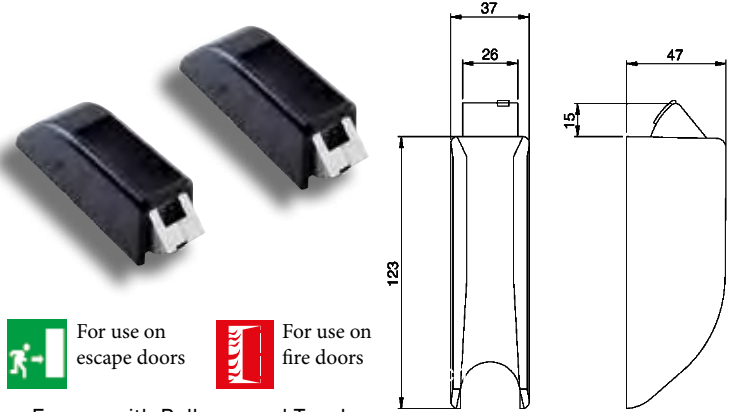
Ref: **IS568-0003 - GREY**
IS568-0000 - BLACK



- Suitable for use with Pullman and Touch panic exit devices
- 12V - 15 Watt (AC)
- For INOX finish add cover plate IS568-0012
- Anti-thrust feature

Pair Of Steel Vertical Latches

Ref: **IS941-0201704 - GREY**
IS941-0201504 - BLACK



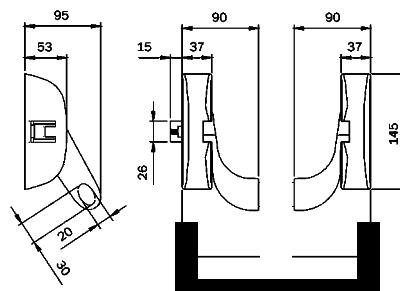
- For use with Pullman and Touch panic exit devices
- Self locking
- Steel latch suitable for fire doors
- Anti-thrust feature

Replacement Central Mechanisms

Ref: **IS941-4000704 - GREY**



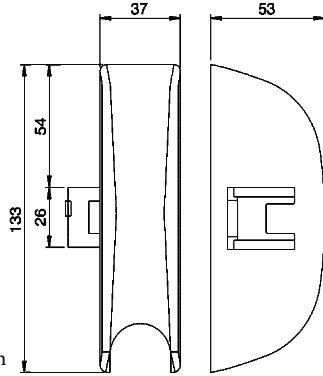
- Use ONLY with Pullman panic exit devices
- Use with all variations of latching points
- Steel latch suitable for fire doors
- NOT Suitable for use with UK panic hardware rods & bolts
- Anti-thrust feature



PANIC HARDWARE ACCESSORIES

Pair of Lateral Latches

Ref: **IS941-0203704 - GREY**
IS941-0203504 - BLACK



For use on escape doors

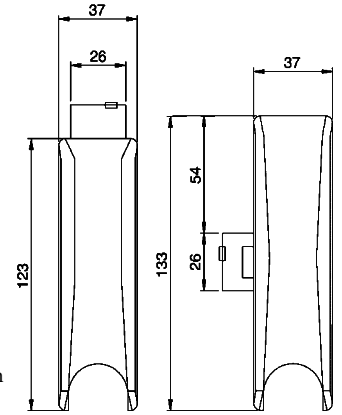


For use on fire doors

- Suitable for use with Pullman and Touch panic exit devices
- Self locking
- Steel latch suitable for fire doors
- Anti-thrust feature

Pair of Vertical & Lateral Mix Latches

Ref: **IS941-0204704 - GREY**
IS941-0204504 - BLACK



For use on escape doors



For use on fire doors

- Suitable for use with Pullman & Touch panic exit devices
- Self locking
- Steel latch suitable for fire doors
- Anti-thrust feature

1300mm Long Touch Bar Unit

Ref: **IS942-413058T Finish: Black/Red**

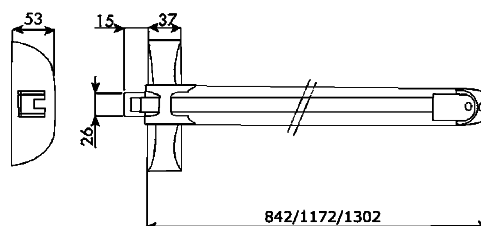


For use on escape doors



For use on fire doors

- Single panic latch
- Can be either vertical, lateral or vertical lateral mix by adding relevant component parts of rods, covers & latches (accessories section)
- For use on doors up to 1300mm in width
- Anti-thrust feature



PANIC HARDWARE ACCESSORIES

Micro-switch

Ref: **IS941-00060**



- Mechanisms for UK, Pullman and INOX, are pre-set for this microswitch
- Used to detect door opening
- Can be used with security system

Micro-switch For Touch Devices

Ref: **IS942-00060**



- Mechanisms for Touch panic are bar pre-set for this microswitch
- Used to detect door opening
- Can be used with security system

Thermo-expanding Gasket Kit

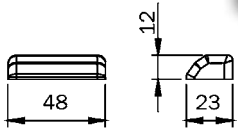
Ref: **IS940-00030**



- Suitable for use with UK, Pullman, Touch & INOX devices
- For use with smoke doors

Side Striker

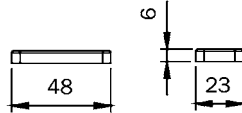
Ref:
IS941-00110 - BLACK
IS941-00117 - GREY



- Suitable for use with UK, Pullman, Touch & INOX panic exit devices
- For lateral latch, single or double

Lateral Striker For Double Doors

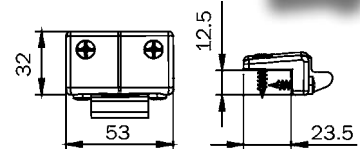
Ref:
IS941-00100 - BLACK
IS941-00107 - GREY



- Suitable for use with UK, Pullman, Touch & INOX panic exit devices

Lateral Keep For PVCu Doors

Ref:
IS941-00150 - BLACK
IS941-00157 - GREY



- Use in bracket of UK, Pullman & INOX panic exit devices
- For use with profiles with an overlap of 14 to 24mm

UK Range 3400mm Rods & Covers

Ref:
IS943-00307 - GREY



2400mm Rods & Covers

Ref:
IS941-00205 - BLACK
IS941-00207 - GREY



3400mm Rods & Covers

Ref:
IS941-00305 - BLACK
IS941-00307 - GREY



PANIC HARDWARE ACCESSORIES

Hold Open Device

Ref: **IS941-00070**



- Use in bracket of UK, Pullman & INOX panic exit devices
- Mechanically holds panic exit device in 'open' mode

Fixing Plate For Central Mechanism

Ref: **IS941-00040**



- Suitable for use with UK, Pullman, Touch & INOX panic exit devices
- For use with steel doors

Fixing Plate For Top & Bottom Latches or Bolts

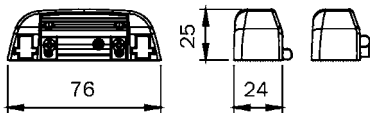
Ref: **IS941-00050**



- Use with UK, Pullman, Touch & INOX panic exit devices

Adjustable Keep

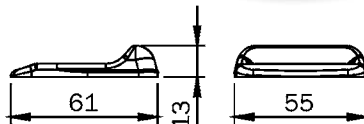
Ref:
IS941-00130 - BLACK
IS941-00137 - GREY



- Suitable for use in bracket of UK, Pullman & INOX panic exit devices
- Use with profiles with an overlap up to 11mm

Floor Keep

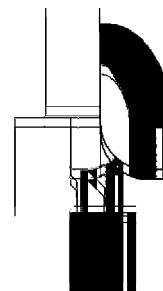
Ref:
IS941-00120 - BLACK
IS941-00227 - GREY



- Suitable for use with Pullman & Touch panic exit devices

IDEA UK Top Keep (for PVCu doors)

Ref:
IS943-00167 - GREY



- Suitable for UK panic exit devices only

Blanking Plates for Latch Piece

Ref:
IS941-00705 - BLACK
IS941-00707 - GREY



- Suitable for use with all Ranges

Blanking Plates for Rods

Ref:
IS-KW50395C



- Suitable for use with Touch Range only

Long Central Bar

IS945-927 - GREY - 1130mm



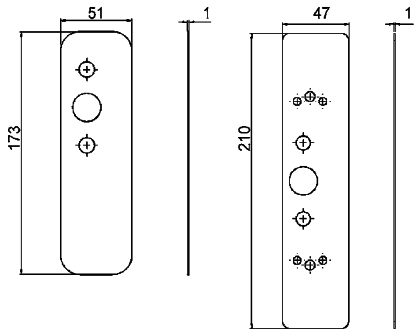
IS945-928 - RED - 1130mm



IS945-929 - GREEN - 1300mm



- Suitable for use with:
UK, Pullman & INOX panic exit devices




RETROFIT PLATES

FOR THE REPLACEMENT OF PANIC EXIT DEVICES NOT MANUFACTURED BY ISEO

Retrofit Plates

Ref: **IS941-00655**

- Kit made of:
a plate for external control and two plates for devices





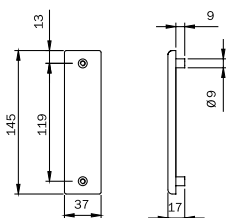
Belvedere

ASSEMBLY KIT FOR GLASS DOORS

Fittings for:

- ISEO Bolt
- Pullman and Touch
- Panic Exit Devices

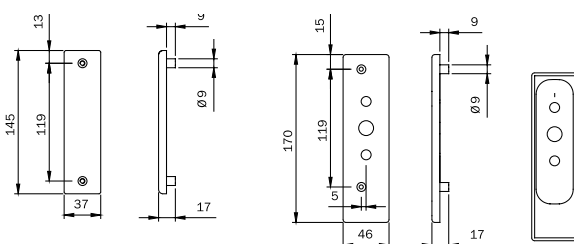
Belvedere



Assembly kit for glass doors thickness max 12 mm. **FOR CENTRAL LOCK ASSEMBLY TYPE - PULLMAN | BOLT WITHOUT EXTERNAL CONTROL.** Reversible. PVD finish cover plates, gaskets, fixing screws. Instructions.

IS941-00506

External right-hand



Assembly kit for glass thickness max 12 mm. **FOR CENTRAL LOCK ASSEMBLY TYPE - PULLMAN | BOLT CAN BE USED WITH EXTERNAL CONTROL FOR DOOR OPENING.**

PVD finish cover plates, gaskets, fixing screws. Instructions.

Can be used in conjunction with:

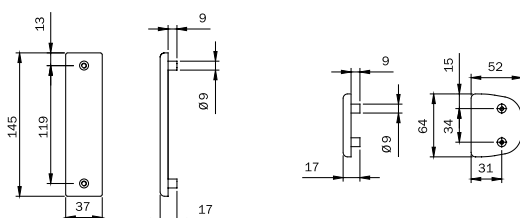

EXTERNAL RIGHT-HAND

IS941-00516

EXTERNAL LEFT-HAND

IS941-00526

External left-hand



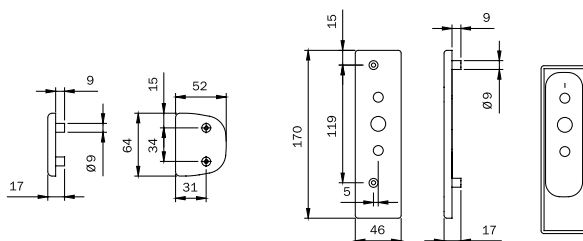
Assembly kit for glass thickness max 12 mm. **FOR CENTRAL LOCK ASSEMBLY TYPE TOUCH BAR**

WITHOUT EXTERNAL CONTROL. REVERSIBLE. PVD finish cover plates, gaskets, fixing screws. Instructions.

IS941-00536

Belvedere

External right-hand



Assembly kit for glass thickness max 12 mm. **FOR CENTRAL LOCK ASSEMBLY TYPE TOUCH BAR CAN BE USED WITH EXTERNAL CONTROL FOR DOOR OPENING.** PVD finish cover plates, gaskets, fixing screws. Instructions.

External left-hand

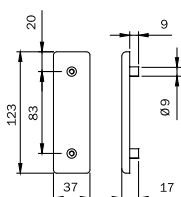


EXTERNAL RIGHT-HAND

IS941-00546

EXTERNAL LEFT-HAND

IS941-00556

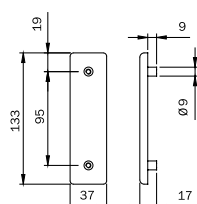


Assembly kit for glass thickness max 12 mm. **FOR PAIR OF VERTICAL LATCHES PULLMAN|TOUCH** PVD finish cover plates, gaskets, fixing screws. Instructions.

Can be used in conjunction with:

Pair of vertical latches 94102015*

IS941-00566



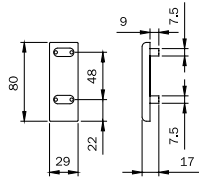
Assembly kit for glass thickness max 12 mm. **FOR PAIR OF LATERAL LATCHES PULLMAN|TOUCH** PVD finish cover plates, gaskets, fixing screws. Instructions.

Can be used in conjunction with:

Pair of lateral latches 94102035*

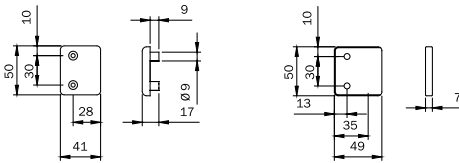
IS941-00576

Belvedere



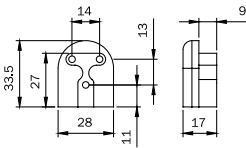
Assembly kit for glass thickness max 12 mm. **FOR PAIR OF VERTICAL RODS "Bolt"**.
PVD finish cover plates, gaskets, fixing screws. Instructions.

IS941-00586



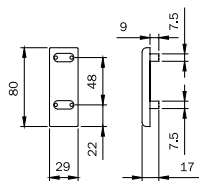
Assembly kit for glass thickness max 12 mm. **FOR LATERAL KEEP AND TOP VERTICAL KEEP**.
PVD finish cover plates, gaskets, fixing screws. Instructions.

IS941-00596



Assembly kit for glass thickness max 12 mm. **FOR ADJUSTABLE TOP KEEP
FOR PANIC EXIT DEVICES "Bolt"**. PVD finish cover plates, gaskets, fixing screws. Instructions.

IS941-00606

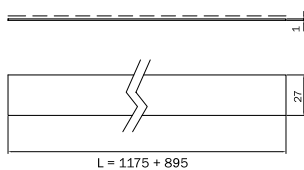



Assembly kit for glass thickness max 12 mm. **FOR RODS COVER EXTENSION**.
PVD finish cover plates, gaskets, fixing screws. Templates. Instructions.

Can be used in conjunction with:

All rod and cover kits for door with maximum height of 3400 mm

IS941-00636



Kit of rod covering profiles
for assembly on glass doors

IS941-00616

ISEO Pullman Application scheme for single leaf glass doors

		WITH LATCHES										WITH BOLT				
		▲	▲	▲	▲	▲	▲	▲	▲	▲	▲	▲	▲	▲	▲	▲
IS941-00566				●	●	●	●	●								
IS941-00576									●	●	●	●				
IS941-00586												●	●	●	●	●
IS941-00596		●		●		●	●		●	●	●	●				●
IS941-00606												●		●	●	
IS941-00616				●	●	●	●	●	●	●	●	●	●	●	●	●

- = Necessary items (● ● = 2 pcs, ● ● ● = 3 pcs)
- ▲ = Choose 1 kit according to the external control and the "hand" of door
- = Choose 2 kits according to the external control and the "hand" of door

ISEO Pullman Application scheme for double glass doors

	WITH LATCHES						WITH BOLT	
 IS941-00506 IS941-00516 IS941-00526	■	■	■	■	■	■	■	■
 IS941-00566	●	●	●	●	●	●		
 IS941-00576			●	●	●	●		
 IS941-00586							●	●
 IS941-00596	●	● ●	● ● ●	● ● ●	● ●	● ● ●	●	●
 IS941-00606								●
 IS941-00616	●	●	● ●	● ●	● ●	● ●	●	●

- = Necessary items (● ● = 2 pcs, ● ● ● = 3 pcs)
- ▲ = Choose 1 kit according to the external control and the "hand" of door
- = Choose 2 kits according to the external control and the "hand" of door

ISEO Touch Application scheme for single leaf glass doors

	WITH LATCHES										WITH BOLT				
IS941-00536															
IS941-00546	▲	▲	▲	▲	▲	▲	▲	▲	▲	▲	▲	▲	▲	▲	▲
IS941-00556															
IS941-00566			●	●	●	●	●								
IS941-00576								●	●	●	●				
IS941-00586											●	●	●	●	●
IS941-00596		●		●		●	●		●	●	●	●	●		●
IS941-00606												●		●	●
IS941-00616			●	●	●	●	●	●	●	●	●	●	●	●	●

- = Necessary items (● ● = 2 pcs, ● ● ● = 3 pcs)
- ▲ = Choose 1 kit according to the external control and the "hand" of door
- = Choose 2 kits according to the external control and the "hand" of door

ISEO Touch Application scheme for double glass doors

	WITH LATCHES						WITH BOLT	
IS941-00536								
IS941-00546	■	■	■	■	■	■	■	■
IS941-00556								
IS941-00566	●	●	●	●	●	●		
IS941-00576			●	●	●	●		
IS941-00586							●	●
IS941-00596	●	● ●	● ● ●	● ● ● ●	● ●	● ● ●	●	●
IS941-00606								●
IS941-00616	●	●	● ●	● ●	● ●	● ●	●	●

- = Necessary items (● ● = 2 pcs, ● ● ● = 3 pcs)
- ▲ = Choose 1 kit according to the external control and the "hand" of door
- = Choose 2 kits according to the external control and the "hand" of door

ISEO® Zero1

ELECTRONIC SOLUTIONS


A new range of electronic products by ISEO Group which totally changes the way to manage security and access control systems



Libra SMART
Electronic Knob Cylinder




Aries SMART
Electronic Trim Set




F9000 Electromechanical
Profile cylinder




Stylos SMART
Credential Reader



Thesis 2.0
High Security Solenoid Bolt



Push Sirena Panic Exit
Device with Acoustic Alarm



X1R SMART
Electromechanical Lock for
Armoured Doors



Multiblindo
Motion EXIT
Electronic Multipoint Lock



Trim Tronic
Electronic Access Device

presented by



m.marcus
est. 1940

M. Marcus Limited

Unit 7, Narrowboat Way, Dudley,
West Midlands, DY2 0XQ, England

Tel: 01384 457900

Fax: 01384 253687

Web: www.m-marcus.com

Email: iseosales@m-marcus.com



NIGHT LATCHES

NIGHTLATCHES 60mm

NL3060-AT	60mm Antique Finish
NL3060-PB	60mm Polished Brass
NL3060-PC	60mm Polished Chrome
NL3060-MB	60mm Matt Bronze Finish
NL3060-SC	60mm Satin Chrome Finish
NL3060-WH	60mm White Finish
NL3060-BLK	60mm Black Finish



REPLACEMENT RIM CYLINDERS

NLCYL PB	Polished Brass Finish
NLCYL PC	Polished Chrome Finish



NIGHTLATCHES 40mm

NL3040-AT	40mm Antique Finish
NL3040-PB	40mm Polished Brass
NL3040-PC	40mm Polished Chrome
NL3040-MB	40mm Matt Bronze Finish
NL3040-SC	40mm Satin Chrome Finish
NL3040-WH	40mm White Finish
NL3040-BLK	40mm Black Finish



ROLLER BOLT NIGHTLATCHES

NL-R3060-AT	60mm Antique Finish
NL-R3060-PB	60mm Polished Brass
NL-R3060-PC	60mm Polished Chrome
NL-R3060-MB	60mm Matt Bronze Finish
NL-R3060-SC	60mm Satin Chrome Finish
NL-R3060-WH	60mm White Finish
NL-R3060-BLK	60mm Black Finish





presented by



m.marcus

est. 1940

M. Marcus Limited
Unit 7, Narrowboat Way, Dudley,
West Midlands, DY2 0XQ,
England

Tel: 01384 457900
Fax: 01384 253687

Web: www.m-marcus.com