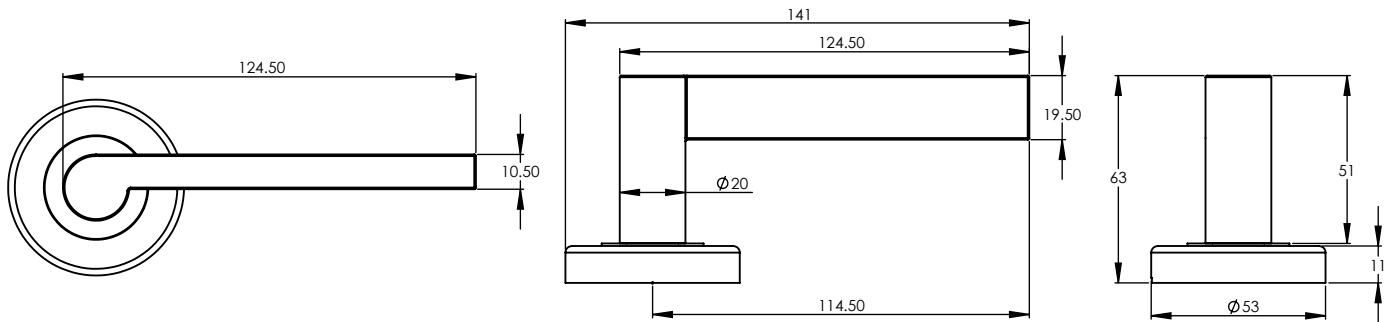



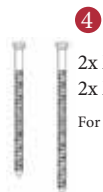
LEVER ON ROSE



This latch handle is suitable for use with most U.K. tubular latches.
 For a new door installation we would recommend using our York standard tubular latch from the list below. Please select the size and finish required.



Spindle : 7.8mm x 85mm



2x Machine screws for 35mm door
 2x Machine screws for 44mm door
 For a secure bolt through fixing



2.5 mm Allen key
 To tighten handle grub screws



Steel wood screws
 To eliminate rose rotation

TUBULAR LATCH

(not Included, must be ordered separately)

YKTL2N-AT	2½" Antique Finish
YKTL2N-BLK	2½" Black Finish
YKTL2N-MB	2½" Matt Bronze Finish
YKTL2N-PB	2½" Brass Finish
YKTL2N-PC&PN	2½" Polished Chrome & Nickel Finish
YKTL2N-SB	2½" Satin Brass Finish
YKTL2N-SN&SC	2½" Satin Nickel & Chrome Finish
YKTL3N-AT	3" Antique Finish
YKTL3N-BLK	3" Black Finish
YKTL3N-MB	3" Matt Bronze Finish
YKTL3N-PB	3" Brass Finish
YKTL3N-PC&PN	3" Polished Chrome & Nickel Finish
YKTL3N-SB	3" Satin Brass Finish
YKTL3N-SN&SC	3" Satin Nickel & Chrome Finish

Box Contains	① Lever on Rose shown	② 1x spindle suitable for 35mm & 44 mm thick door	③ 1x Allen key	④ 4x Machine screws	⑤ 8x Steel wood screws
--------------	-----------------------	---	----------------	---------------------	------------------------

 M Marcus Ltd., Dudley

Material	Product Code	Description	Sizes shown are in mm and approximate. We reserve the right to amend where necessary and without any prior notice.
Solid Forged Brass	V6225	Metro Mid-Century lever on rose	