
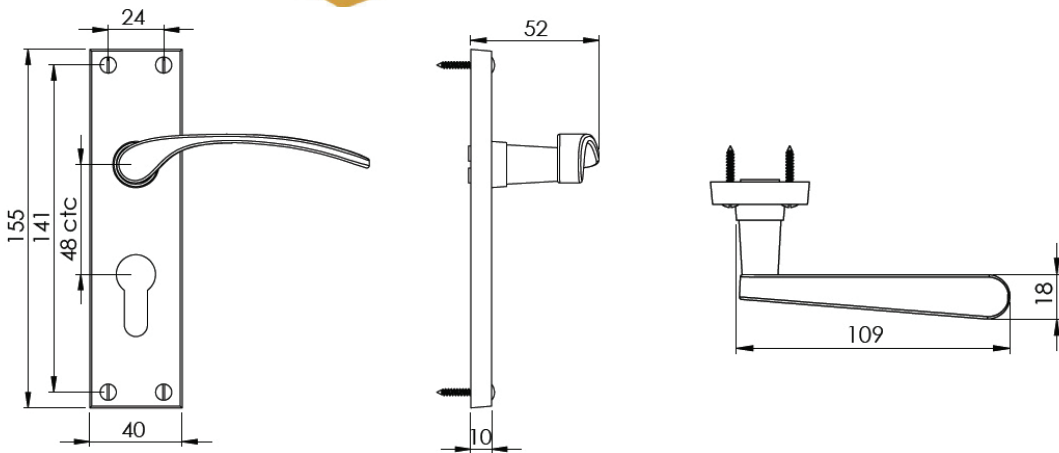


SOPHIA EURO PROFILE LOCK HANDLE



1  
PAIRED VIEW



This lock handle is suitable for use with most U.K. Euro Profile cylinders and sashlocks with a 48mm CTC.

EURO PROFILE SASHLOCKS

with a 48mm CTC

(not included, must be ordered separately)


- YKCSLE27.CE 2.1/2" PVD Brass Finish
- YKCSLE28.CE 2.1/2" PSS
- YKCSLE29.CE 2.1/2" SSS
- YKCSLE37.CE 3" PVD Brass Finish
- YKCSLE38.CE 3" PSS
- YKCSLE39.CE 3" SSS

3



Iron starter screw x 1pc.  
Drill pilot holes, use the starter screw to cut a thread

2



Spindle : 7.8mm x 85mm - 1pc.

4



8x Brass wood Screw  
Fasten the Brass Screw into the Pilot hole

Box  
Contains

1

Pair of lever handles

2

1x 85mm spindle  
suitable for 35mm &  
45mm thick door

3

1x Iron screw

4

8x Brass  
wood screws

M Marcus Ltd., Dudley

Product Code

V4146

Material

Solid Brass

Available in all Heritage Brass finishes.

Sizes shown are in mm and approximate.  
We reserve the right to amend where  
necessary and without any prior notice.