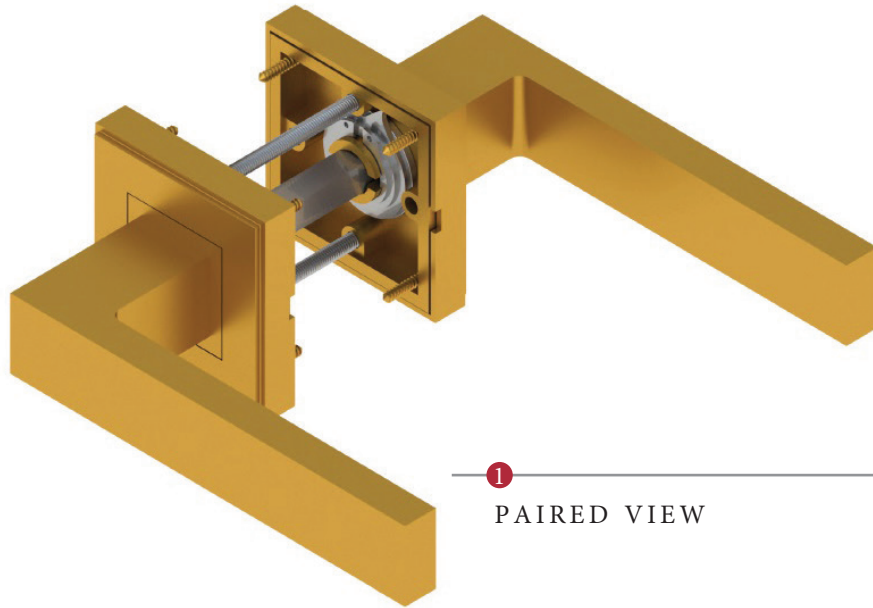
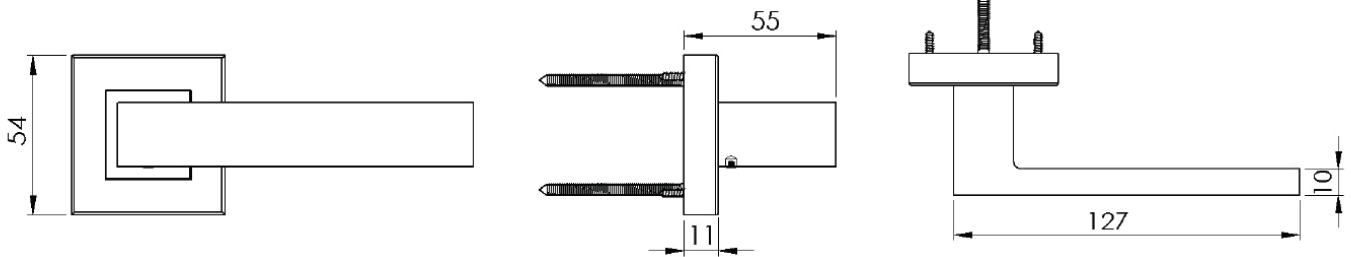


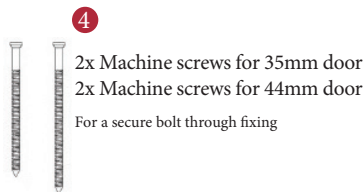

DELTA LEVER ON ROSE



1 PAIRED VIEW



This latch handle is suitable for use with most U.K. tubular latches.
For a new door installation we would recommend using our York standard tubular latch from the list below.



TUBULAR LATCH

(not Included, must be ordered separately)

YKTL2-AT	2½" Antique Finish
YKTL2-BLK	2½" Black Finish
YKTL2-MB	2½" Matt Bronze Finish
YKTL2-PB	2½" Brass Finish
YKTL2-PC&PN	2½" Polished Chrome & Nickel Finish
YKTL2-SB	2½" Satin Brass Finish
YKTL2-SN&SC	2½" Satin Nickel & Chrome Finish
YKTL3-AT	3" Antique Finish
YKTL3-BLK	3" Black Finish
YKTL3-MB	3" Matt Bronze Finish
YKTL3-PB	3" Brass Finish
YKTL3-PC&PN	3" Polished Chrome & Nickel Finish
YKTL3-SB	3" Satin Brass Finish
YKTL3-SN&SC	3" Satin Nickel & Chrome Finish

Box Contains	1	2	3	4	5
	Pair of lever handles	1x spindle suitable for 35mm & 44 mm thick door	1x Allen key	4x Machine screws	8x Steel wood screws

M Marcus Ltd., Dudley

Product Code	Material	Available in all Heritage Brass finishes.	Sizes shown are in mm and approximate. We reserve the right to amend where necessary and without any prior notice.
SQ5420	Solid Brass		