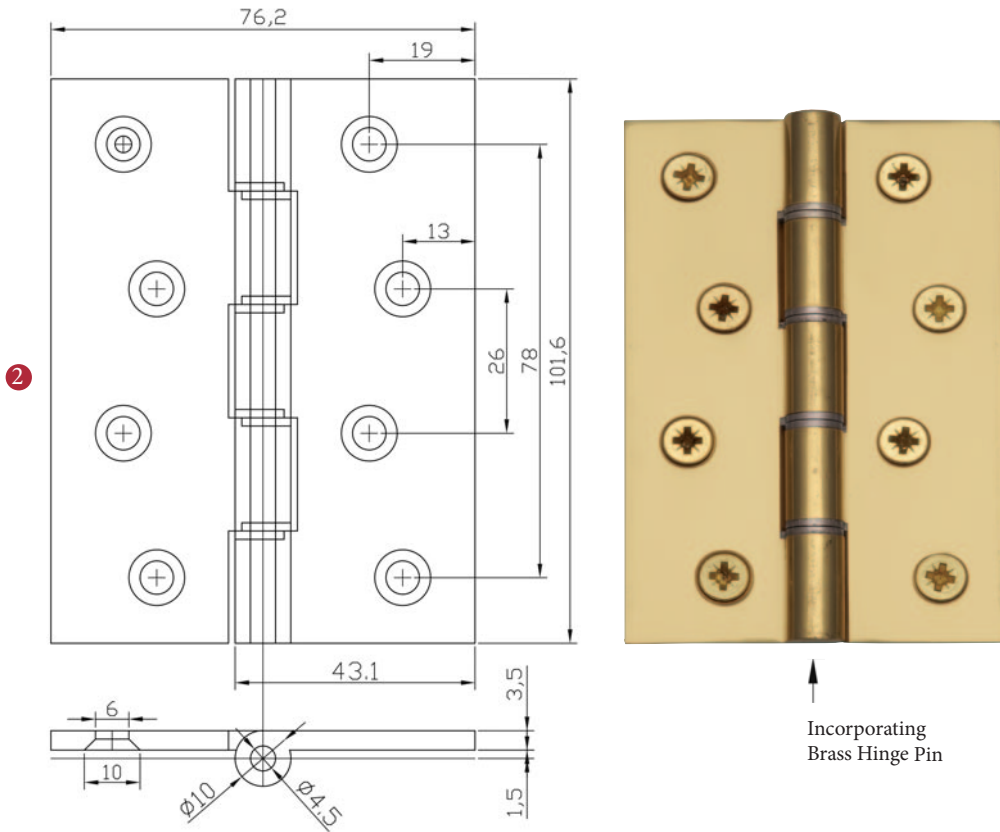


## PR88-410 with Phosphor Washers [4" x 3"]












Incorporating  
Brass Hinge Pin

② Dimensions:  
see the outlines given above

③  Screw Gauge:  
No.10 x 1 1/4"

### FINISHES

-  Polished Brass finish
-  Polished Chrome finish
-  Antique Brass finish
-  Satin Chrome finish
-  Satin Nickel finish
-  Natural Brass finish
-  Matt Bronze finish
-  Satin Brass finish
-  Polished Nickel finish

### Overview

① Door Hinge  
illustrated

② General dimensions  
of Door Hinge

③ Supplied with:  
16 x 32mm Steel Screws

  
**M Marcus Ltd., Dudley**

Product Code

PR88-410

Material

Solid Brass

Sizes shown are in mm and approximate. We reserve the right to amend where necessary and without any prior notice.