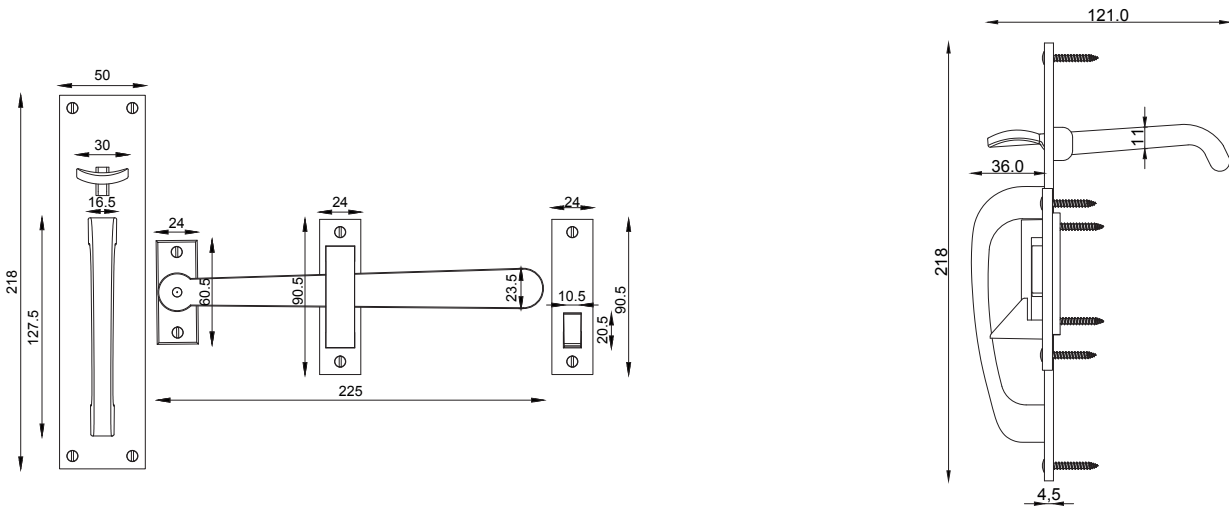




GATE HANDLE AND LATCH



2

 No. 6 x 25mm Steel starter screw x 1pc.
 Drill pilot holes, use the starter screw to cut a thread

3

 No. 6 x 19mm Black-Nickel Plated
 Stainless Steel (SS) wood screw x 10pcs.
 Fasten the SS screw into the pilot hole

Box Contains	1	2	3	
	1 x Gate Handle and Latch set	1x Steel pilot wood screw with each piece	10x SS wood screws with each piece	


M Marcus Ltd., Dudley

Material	Date	Product Code	Description	Sizes shown are in mm and approximate. We reserve the right to amend where necessary and without any prior notice.
Malleable Iron	30 August 2018	FB 571	Gate Handle and Latch	