
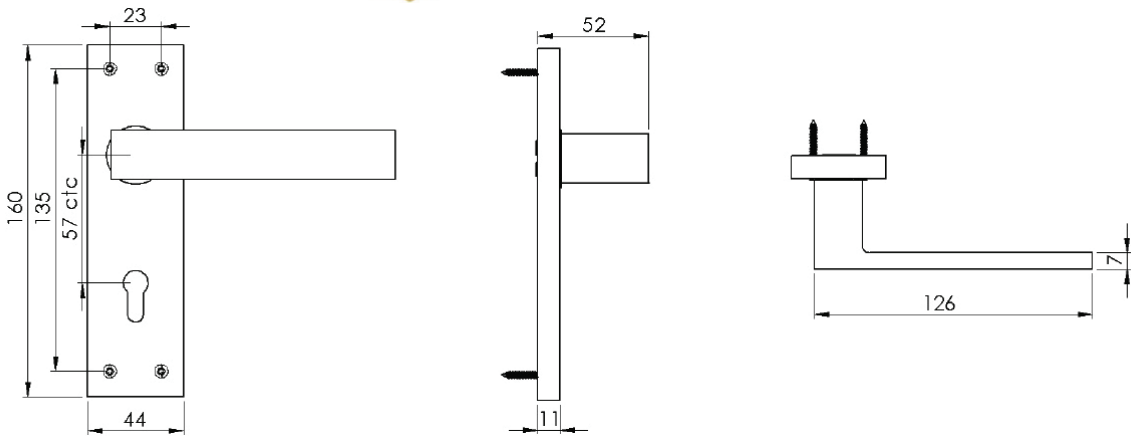


DELTA LEVER LOCK HANDLE



1  
PAIRED VIEW



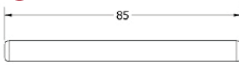
This lock handle is suitable for use with most U.K. sashlocks with 57mm CTC.  
For a new interior door installation we would recommend using our York 3 lever sashlock from the list below.



2

2x Lock plate

4



Spindle : 7.8mm x 85mm - 1pc.



3

1x Bent screw driver

Used to prise the faceplate from the backplate

5



8x Brass wood Screws  
Fasten the Brass Screws into the Pilot holes



Iron starter screw x 1pc.  
Drill pilot holes, use the starter screw to cut a thread

3 LEVER SASHLOCK

(not Included, must be ordered separately)

YKSL2-AT	2 1/2" Antique Finish
YKSL2-BLK	2 1/2" Black Finish
YKSL2-MB	2 1/2" Matt Bronze Finish
YKSL2-PB	2 1/2" Brass Finish
YKSL2-PC&PN	2 1/2" Polished Chrome & Nickel Finish
YKSL2-SB	2 1/2" Satin Brass Finish
YKSL2-SN&SC	2 1/2" Satin Nickel & Chrome Finish
YKSL3-AT	3" Antique Finish
YKSL3-BLK	3" Black Finish
YKSL3-MB	3" Matt Bronze Finish
YKSL3-PB	3" Brass Finish
YKSL3-PC&PN	3" Polished Chrome & Nickel Finish
YKSL3-SB	3" Satin Brass Finish
YKSL3-SN&SC	3" Satin Nickel & Chrome Finish

Box Contains

1	2	3	3	2	5
Pair of lever handles	2x face plate	1x prising tool	1x 68mm spindle suitable for 35mm & 45mm thick door	8x Brass wood screws	1x Iron screw

M Marcus Ltd., Dudley

Product Code	Material	Available in all Heritage Brass finishes.	Sizes shown are in mm and approximate. We reserve the right to amend where necessary and without any prior notice.
DEL6000	Solid Brass		