

# OXF-HOOK-S-MA : Robe Hook

Bathroom Towel Robe Hook, Clothes and Coat Hook, Wall Mounted, Matt Antique Finish


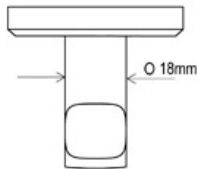
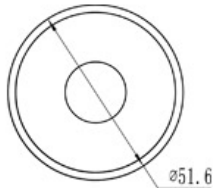
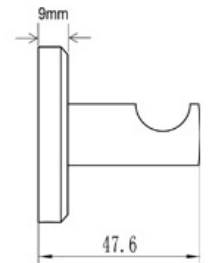
Material: Zinc Alloy | Finish: Antique Bronze



## Product Dimensions (All dimensions are in millimeters unless otherwise indicated)

We reserve the right to amend where necessary and without any prior notice.

Base Diameter : 51 | Base Height : 9 | Projection : 47 | Tube Diameter : 16



## Supplied as:

- Robe Hook (One Piece)
- All fixing screws and fasteners

## Available Finishes



Antique Bronze



Matt Black



Polished Chrome



Satin Brass

## Products in the Set



Towel Rail 45cms  
OXF-TOWEL-45-MA



Towel Rail 60cms  
OXF-TOWEL-60-MA



Toilet Roll Holder  
OXF-PAPER-MA



Towel Ring  
OXF-RING-MA



Tumbler Holder  
OXF-TUMBLER-MA



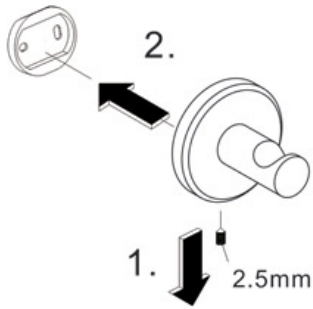
Soap Dispenser  
OXF-SOAP-MA

+44 (0)1384 457 900

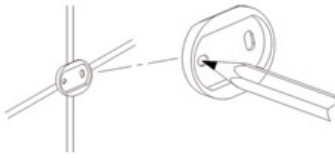
[www.m-marcus.com](http://www.m-marcus.com)

[info@m-marcus.com](mailto:info@m-marcus.com)

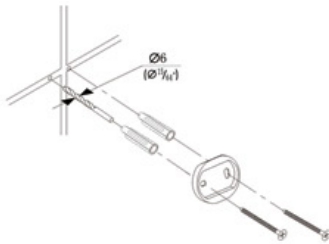
## Installation Instructions



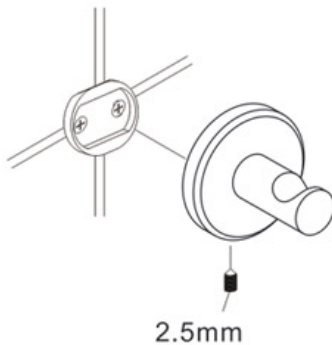
1. Loosen the set screw on the accessory and remove the backing plate. Position the accessory against the wall and mark outline with pencil.



2. Position the backing plate flat side down on the wall and mark holes with pencil.



3. Mount to drywall  
Predrill holes on the wall to fit wall anchors.  
(15/64" Drill bit recommended).  
Insert wall anchors into the wall.  
Position backing plate flat side down over the anchors and install screws.  
Mount to wood  
If installing on wood surface, use wood screws. (No anchors required).



4. Slide the accessory onto the backing plate and tighten the set screw using Allen Key provided.